

Return of Private Foundation  
or Section 4947(a)(1) Nonexempt Charitable Trust  
Treated as a Private Foundation

2007

Note. The foundation may be able to use a copy of this return to satisfy state reporting requirements

For calendar year 2007, or tax year beginning

, and ending

G Check all that apply ☐ Initial return ☐ Final return ☐ Amended return ☐ Address change ☐ Name changeUse the IRS  
label.  
Otherwise,  
print  
or type  
See Specific  
Instructions

Name of foundation

THE F.B. HERON FOUNDATION

Number and street (or P.O. box number if mail is not delivered to street address)

100 BROADWAY, 17TH FLOOR

Room/suite

City or town, state, and ZIP code

NEW YORK, NY 10005

A Employer identification number

13-3647019

B Telephone number

(212) 404-1800

C If exemption application is pending, check here ☐D 1. Foreign organizations, check here ☐2. Foreign organizations meeting the 85% test, check here and attach computation ☐E If private foundation status was terminated under section 507(b)(1)(A), check here ☐F If the foundation is in a 60-month termination under section 507(b)(1)(B), check here ☐H Check type of organization ☒ Section 501(c)(3) exempt private foundation  
☐ Section 4947(a)(1) nonexempt charitable trust ☐ Other taxable private foundation

I Fair market value of all assets at end of year

(from Part II, col (c), line 16)

J Accounting method ☐ Cash ☒ Accrual  
☐ Other (specify) \_\_\_\_\_

► \$ 317,185,471. (Part I, column (d) must be on cash basis.)

## Part I

## Analysis of Revenue and Expenses

(The total of amounts in columns (b), (c), and (d) may not necessarily equal the amounts in column (a))

(a) Revenue and  
expenses per books(b) Net investment  
income(c) Adjusted net  
income(d) Disbursements  
for charitable purposes  
(cash basis only)

Revenue	1 Contributions, gifts, grants, etc., received			N/A	
	2 Check <input checked="" type="checkbox"/> if the foundation is not required to attach Sch B				
	3 Interest on savings and temporary cash investments	99,097.	99,097.		Statement 2
	4 Dividends and interest from securities	9,116,548.	8,603,725.		Statement 3
	5a Gross rents				
	b Net rental income or (loss)				
	6a Net gain or (loss) from sale of assets not on line 10	16,313,770.			Statement 1
	b Gross sales price for all assets on line 6a	59,380,910.			
	7 Capital gain net income (from Part IV, line 2)		16,514,066.		
	8 Net short-term capital gain				
	9 Income modifications				
	10a Gross sales less returns and allowances				
Operating and Administrative Expenses	b Less Cost of goods sold				
	c Gross profit on (or) loss				
	11 Other income	-3,689,240.	0.		Statement 4
	12 Total. Add lines 1 through 11	21,840,175.	25,216,888.		
	13 Compensation of officers, directors, trustees, etc.	456,600.	97,680.		358,920.
	14 Other employee salaries and wages	1,174,706.	255,928.		918,778.
	15 Pension plans, employee benefits	511,912.	114,641.		407,700.
	16a Legal fees Stmt 5	26,514.	10,529.		23,849.
	b Accounting fees Stmt 6	50,610.	17,207.		32,743.
	c Other professional fees Stmt 7	1,098,904.	847,129.		238,655.
	17 Interest				
	18 Taxes Stmt 8	482,000.	0.		0.
	19 Depreciation and depletion	53,237.	11,712.		
	20 Occupancy	386,407.	85,009.		300,534.
	21 Travel, conferences, and meetings	170,022.	35,309.		132,668.
	22 Printing and publications				
	23 Other expenses Stmt 9	222,504.	113,939.		101,679.
	24 Total operating and administrative expenses. Add lines 13 through 23	4,633,416.	1,589,083.		2,515,526.
	25 Contributions, gifts, grants paid	11,209,295.			6,922,795.
	26 Total expenses and disbursements. Add lines 24 and 25	15,842,711.	1,589,083.		9,438,321.
	27 Subtract line 26 from line 12				
	a Excess of revenue over expenses and disbursements	5,997,464.			
	b Net investment income (if negative, enter -0-)		23,627,805.		
	c Adjusted net income (if negative, enter -0-)			N/A	

LHA For Privacy Act and Paperwork Reduction Act Notice, see the instructions

Form 990-PF (2007)

Part II Balance Sheets		Attached schedules and amounts in the description column should be for end-of-year amounts only		Beginning of year	End of year	
				(a) Book Value	(b) Book Value	(c) Fair Market Value
Assets	1	Cash - non-interest-bearing		200.	200.	200.
	2	Savings and temporary cash investments		4,916,178.	3,827,242.	3,827,242.
	3	Accounts receivable	662,976.			
		Less allowance for doubtful accounts		434,504.	662,976.	662,976.
	4	Pledges receivable				
		Less allowance for doubtful accounts				
	5	Grants receivable				
	6	Receivables due from officers, directors, trustees, and other disqualified persons				
	7	Other notes and loans receivable				
		Less allowance for doubtful accounts				
	8	Inventories for sale or use				
	9	Prepaid expenses and deferred charges		729.	51,625.	51,625.
	10a	Investments - U S and state government obligations	Stmt 10	9,914.	10,000.	10,000.
	b	Investments - corporate stock	Stmt 11	203,026,281.	207,935,237.	207,935,237.
	c	Investments - corporate bonds	Stmt 12	66,057,943.	72,475,433.	72,475,433.
11	Investments - land, buildings, and equipment basis					
	Less accumulated depreciation					
12	Investments - mortgage loans					
13	Investments - other	Stmt 13	13,292,867.	13,771,816.	13,771,816.	
14	Land, buildings, and equipment basis	626,784.				
	Less accumulated depreciation	Stmt 14	515,218.	164,803.	111,566.	
15	Other assets (describe	Statement 15)	18,954,894.	18,339,376.	18,339,376.	
16	Total assets (to be completed by all filers)			306,858,313.	317,185,471.	317,185,471.
Liabilities	17	Accounts payable and accrued expenses		152,838.	233,297.	
	18	Grants payable		4,540,000.	8,826,500.	
	19	Deferred revenue				
	20	Loans from officers, directors, trustees, and other disqualified persons				
	21	Mortgages and other notes payable				
	22	Other liabilities (describe	Statement 16)	417,648.	380,383.	
23	Total liabilities (add lines 17 through 22)			5,110,486.	9,440,180.	
Net Assets or Fund Balances	Foundations that follow SFAS 117, check here <input checked="" type="checkbox"/> and complete lines 24 through 26 and lines 30 and 31.					
	24	Unrestricted		301,747,827.	307,745,291.	
	25	Temporarily restricted				
	26	Permanently restricted				
	Foundations that do not follow SFAS 117, check here <input type="checkbox"/> and complete lines 27 through 31.					
	27	Capital stock, trust principal, or current funds				
	28	Paid-in or capital surplus, or land, bldg, and equipment fund				
	29	Retained earnings, accumulated income, endowment, or other funds				
30	Total net assets or fund balances			301,747,827.	307,745,291.	
31	Total liabilities and net assets/fund balances			306,858,313.	317,185,471.	

## Part III Analysis of Changes in Net Assets or Fund Balances

1	Total net assets or fund balances at beginning of year - Part II, column (a), line 30 (must agree with end-of-year figure reported on prior year's return)	1	301,747,827.
2	Enter amount from Part I, line 27a	2	5,997,464.
3	Other increases not included in line 2 (itemize)	3	0.
4	Add lines 1, 2, and 3	4	307,745,291.
5	Decreases not included in line 2 (itemize)	5	0.
6	Total net assets or fund balances at end of year (line 4 minus line 5) - Part II, column (b), line 30	6	307,745,291.

Form 990-PF (2007)

**Part IV Capital Gains and Losses for Tax on Investment Income**

(a) List and describe the kind(s) of property sold (e.g., real estate, 2-story brick warehouse, or common stock, 200 shs MLC Co.)	(b) How acquired P - Purchase D - Donation	(c) Date acquired (mo., day, yr.)	(d) Date sold (mo., day, yr.)
1a			
b See Attached Statement			
c			
d			
e			

(e) Gross sales price	(f) Depreciation allowed (or allowable)	(g) Cost or other basis plus expense of sale	(h) Gain or (loss) (e) plus (f) minus (g)
a			
b			
c			
d			
e 59,581,206.		43,067,140.	16,514,066.

Complete only for assets showing gain in column (h) and owned by the foundation on 12/31/69

(i) FMV as of 12/31/69	(j) Adjusted basis as of 12/31/69	(k) Excess of col (i) over col (j), if any	(l) Gains (Col (h) gain minus col (k), but not less than -0-) or Losses (from col (h))
a			
b			
c			
d			
e			16,514,066.

2 Capital gain net income or (net capital loss) { If gain, also enter in Part I, line 7 If (loss), enter -0- in Part I, line 7 }	2	16,514,066.
3 Net short-term capital gain or (loss) as defined in sections 1222(5) and (6) If gain, also enter in Part I, line 8, column (c) If (loss), enter -0- in Part I, line 8	3	N/A

**Part V Qualification Under Section 4940(e) for Reduced Tax on Net Investment Income**

(For optional use by domestic private foundations subject to the section 4940(a) tax on net investment income)

If section 4940(d)(2) applies, leave this part blank

Was the foundation liable for the section 4942 tax on the distributable amount of any year in the base period?

☐ Yes ☒ No

If "Yes," the foundation does not qualify under section 4940(e). Do not complete this part.

1 Enter the appropriate amount in each column for each year, see instructions before making any entries

(a) Base period years Calendar year (or tax year beginning in)	(b) Adjusted qualifying distributions	(c) Net value of noncharitable-use assets	(d) Distribution ratio (col (b) divided by col (c))
2006	15,380,735.	269,887,361.	.056989
2005	16,838,464.	253,642,942.	.066386
2004	15,999,261.	241,555,413.	.066234
2003	15,359,445.	220,396,440.	.069690
2002	14,273,698.	226,017,313.	.063153

2 Total of line 1, column (d)	2	.322452
3 Average distribution ratio for the 5-year base period - divide the total on line 2 by 5, or by the number of years the foundation has been in existence if less than 5 years	3	.064490
4 Enter the net value of noncharitable-use assets for 2007 from Part X, line 5	4	292,815,513.
5 Multiply line 4 by line 3	5	18,883,672.
6 Enter 1% of net investment income (1% of Part I, line 27b)	6	236,278.
7 Add lines 5 and 6	7	19,119,950.
8 Enter qualifying distributions from Part XII, line 4 If line 8 is equal to or greater than line 7, check the box in Part VI, line 1b, and complete that part using a 1% tax rate See the Part VI instructions	8	11,730,721.

**Part VI Excise Tax Based on Investment Income (Section 4940(a), 4940(b), 4940(e), or 4948 - see instructions)**

1a	Exempt operating foundations described in section 4940(d)(2), check here <input type="checkbox"/> and enter "N/A" on line 1 Date of ruling letter _____ (attach copy of ruling letter if necessary-see instructions)		
b	Domestic foundations that meet the section 4940(e) requirements in Part V, check here <input type="checkbox"/> and enter 1% of Part I, line 27b	1	472,556.
c	All other domestic foundations enter 2% of line 27b. Exempt foreign organizations enter 4% of Part I, line 12, col (b)		
2	Tax under section 511 (domestic section 4947(a)(1) trusts and taxable foundations only. Others enter -0-)	2	0.
3	Add lines 1 and 2	3	472,556.
4	Subtitle A (income) tax (domestic section 4947(a)(1) trusts and taxable foundations only. Others enter -0-)	4	0.
5	<b>Tax based on investment income.</b> Subtract line 4 from line 3. If zero or less, enter -0-	5	472,556.
6	Credits/Payments		
a	2007 estimated tax payments and 2006 overpayment credited to 2007	6a	525,000.
b	Exempt foreign organizations - tax withheld at source	6b	
c	Tax paid with application for extension of time to file (Form 8868)	6c	
d	Backup withholding erroneously withheld	6d	
7	Total credits and payments. Add lines 6a through 6d	7	525,000.
8	Enter any penalty for underpayment of estimated tax. Check here <input checked="" type="checkbox"/> if Form 2220 is attached	8	
9	<b>Tax due.</b> If the total of lines 5 and 8 is more than line 7, enter amount owed	9	
10	<b>Overpayment.</b> If line 7 is more than the total of lines 5 and 8, enter the amount overpaid	10	52,444.
11	Enter the amount of line 10 to be Credited to 2008 estimated tax <b>52,444.</b> Refunded	11	0.

**Part VII-A Statements Regarding Activities**

	Yes	No
1a During the tax year, did the foundation attempt to influence any national, state, or local legislation or did it participate or intervene in any political campaign?		X
1b Did it spend more than \$100 during the year (either directly or indirectly) for political purposes (see instructions for definition)? If the answer is "Yes" to 1a or 1b, attach a detailed description of the activities and copies of any materials published or distributed by the foundation in connection with the activities.		X
1c Did the foundation file Form 1120-POL for this year?		X
2 Enter the amount (if any) of tax on political expenditures (section 4955) imposed during the year (1) On the foundation <b>\$ 0.</b> (2) On foundation managers <b>\$ 0.</b>		
e Enter the reimbursement (if any) paid by the foundation during the year for political expenditure tax imposed on foundation managers <b>\$ 0.</b>		
2 Has the foundation engaged in any activities that have not previously been reported to the IRS? <b>See Statement 17</b>	X	
If "Yes," attach a detailed description of the activities		
3 Has the foundation made any changes, not previously reported to the IRS, in its governing instrument, articles of incorporation, or bylaws, or other similar instruments? If "Yes," attach a conformed copy of the changes		X
4a Did the foundation have unrelated business gross income of \$1,000 or more during the year?		X
b If "Yes," has it filed a tax return on Form 990-T for this year? <b>N/A</b>		
5 Was there a liquidation, termination, dissolution, or substantial contraction during the year? If "Yes," attach the statement required by General Instruction T.		X
6 Are the requirements of section 508(e) (relating to sections 4941 through 4945) satisfied either • By language in the governing instrument, or • By state legislation that effectively amends the governing instrument so that no mandatory directions that conflict with the state law remain in the governing instrument?	X	
7 Did the foundation have at least \$5,000 in assets at any time during the year? If "Yes," complete Part II, col (c), and Part XV.	X	
8a Enter the states to which the foundation reports or with which it is registered (see instructions) <b>NY</b>		
b If the answer is "Yes" to line 7, has the foundation furnished a copy of Form 990-PF to the Attorney General (or designate) of each state as required by General Instruction G? If "No," attach explanation	X	
9 Is the foundation claiming status as a private operating foundation within the meaning of section 4942(j)(3) or 4942(j)(5) for calendar year 2007 or the taxable year beginning in 2007 (see instructions for Part XIV)? If "Yes," complete Part XIV		X
10 Did any persons become substantial contributors during the tax year? If "Yes," attach a schedule listing their names and addresses		X

Form 990-PF (2007)

**Part VII-A Statements Regarding Activities** (continued)

11a At any time during the year, did the foundation, directly or indirectly, own a controlled entity within the meaning of section 512(b)(13)?

If "Yes," attach schedule (see instructions)

see statement 17

11a

X

b If "Yes," did the foundation have a binding written contract in effect on August 17, 2006, covering the interest, rents, royalties, and annuities described in the attachment for line 11a?

11b

X

12 Did the foundation acquire a direct or indirect interest in any applicable insurance contract?

12

X

13 Did the foundation comply with the public inspection requirements for its annual returns and exemption application?

13

X

Website address ► WWW.HERONFDN.ORG

14 The books are in care of ► SHARON KING

Telephone no ► (212) 404-1800

Located at ► 100 BROADWAY, 17TH FLOOR, NEW YORK, NY

ZIP+4 ► 10005

15 Section 4947(a)(1) nonexempt charitable trusts filing Form 990-PF in lieu of Form 1041 - Check here

and enter the amount of tax-exempt interest received or accrued during the year

► 15

N/A

**Part VII-B Statements Regarding Activities for Which Form 4720 May Be Required**

File Form 4720 if any item is checked in the "Yes" column, unless an exception applies.

Yes No

1a During the year did the foundation (either directly or indirectly)

(1) Engage in the sale or exchange, or leasing of property with a disqualified person?

☐ Yes ☒ No

(2) Borrow money from, lend money to, or otherwise extend credit to (or accept it from) a disqualified person?

☐ Yes ☒ No

(3) Furnish goods, services, or facilities to (or accept them from) a disqualified person?

☐ Yes ☒ No

(4) Pay compensation to, or pay or reimburse the expenses of, a disqualified person?

☒ Yes ☐ No

(5) Transfer any income or assets to a disqualified person (or make any of either available for the benefit or use of a disqualified person)?

☐ Yes ☒ No

(6) Agree to pay money or property to a government official? (Exception. Check "No" if the foundation agreed to make a grant to or to employ the official for a period after termination of government service, if terminating within 90 days )

☐ Yes ☒ No

b If any answer is "Yes" to 1a(1)-(6), did any of the acts fail to qualify under the exceptions described in Regulations section 53.4941(d)-3 or in a current notice regarding disaster assistance (see page 22 of the instructions)?

1b

X

Organizations relying on a current notice regarding disaster assistance check here

► ☐

c Did the foundation engage in a prior year in any of the acts described in 1a, other than excepted acts, that were not corrected before the first day of the tax year beginning in 2007?

1c

X

2 Taxes on failure to distribute income (section 4942) (does not apply for years the foundation was a private operating foundation defined in section 4942(j)(3) or 4942(j)(5))

a At the end of tax year 2007, did the foundation have any undistributed income (lines 6d and 6e, Part XIII) for tax year(s) beginning before 2007?

☐ Yes ☒ No

If "Yes," list the years ►

b Are there any years listed in 2a for which the foundation is not applying the provisions of section 4942(a)(2) (relating to incorrect valuation of assets) to the year's undistributed income? (If applying section 4942(a)(2) to all years listed, answer "No" and attach statement - see instructions )

N/A

2b

c If the provisions of section 4942(a)(2) are being applied to any of the years listed in 2a, list the years here

►

3a Did the foundation hold more than a 2% direct or indirect interest in any business enterprise at any time during the year? see statement 17

☐ Yes ☒ No

b If "Yes," did it have excess business holdings in 2007 as a result of (1) any purchase by the foundation or disqualified persons after May 26, 1969, (2) the lapse of the 5-year period (or longer period approved by the Commissioner under section 4943(c)(7)) to dispose of holdings acquired by gift or bequest, or (3) the lapse of the 10-, 15-, or 20-year first phase holding period? (Use Schedule C, Form 4720, to determine if the foundation had excess business holdings in 2007 )

N/A

3b

4a Did the foundation invest during the year any amount in a manner that would jeopardize its charitable purposes?

4a

X

b Did the foundation make any investment in a prior year (but after December 31, 1969) that could jeopardize its charitable purpose that had not been removed from jeopardy before the first day of the tax year beginning in 2007?

4b

X

Form 990-PF (2007)

**Part VII-B Statements Regarding Activities for Which Form 4720 May Be Required** (continued)

5a During the year did the foundation pay or incur any amount to

(1) Carry on propaganda, or otherwise attempt to influence legislation (section 4945(e))?

☐ Yes ☒ No

(2) Influence the outcome of any specific public election (see section 4955), or to carry on, directly or indirectly, any voter registration drive?

☐ Yes ☒ No

(3) Provide a grant to an individual for travel, study, or other similar purposes?

☐ Yes ☒ No

(4) Provide a grant to an organization other than a charitable, etc., organization described in section 509(a)(1), (2), or (3), or section 4940(d)(2)?

☒ Yes ☐ No

(5) Provide for any purpose other than religious, charitable, scientific, literary, or educational purposes, or for the prevention of cruelty to children or animals?

☐ Yes ☒ No

b If any answer is "Yes" to 5a(1)-(5), did any of the transactions fail to qualify under the exceptions described in Regulations section 53.4945 or in a current notice regarding disaster assistance (see instructions)?

5b

X

Organizations relying on a current notice regarding disaster assistance check here

☐

c If the answer is "Yes" to question 5a(4), does the foundation claim exemption from the tax because it maintained expenditure responsibility for the grant?

☒ Yes ☐ No

If "Yes," attach the statement required by Regulations section 53.4945-5(d)

6a Did the foundation, during the year, receive any funds, directly or indirectly, to pay premiums on a personal benefit contract?

☐ Yes ☒ No

b Did the foundation, during the year, pay premiums, directly or indirectly, on a personal benefit contract?

6b

X

If you answered "Yes" to 6b, also file Form 8870

7a At any time during the tax year, was the foundation a party to a prohibited tax shelter transaction?

☐ Yes ☒ No

b If yes, did the foundation receive any proceeds or have any net income attributable to the transaction?

N/A

7b

**Part VIII Information About Officers, Directors, Trustees, Foundation Managers, Highly Paid Employees, and Contractors**

1 List all officers, directors, trustees, foundation managers and their compensation.

(a) Name and address	(b) Title, and average hours per week devoted to position	(c) Compensation (If not paid, enter -0-)	(d) Contributions to employee benefit plans and deferred compensation	(e) Expense account, other allowances
See Statement 18		456,600.	108,902.	0.

2 Compensation of five highest-paid employees (other than those included on line 1). If none, enter "NONE."

(a) Name and address of each employee paid more than \$50,000	(b) Title and average hours per week devoted to position	(c) Compensation	(d) Contributions to employee benefit plans and deferred compensation	(e) Expense account, other allowances
SEE SCHEDULE ATTACHED #20				

Total number of other employees paid over \$50,000

☐ 5

Form 990-PF (2007)

**Part VIII** Information About Officers, Directors, Trustees, Foundation Managers, Highly Paid Employees, and Contractors (continued)**3** Five highest-paid independent contractors for professional services. If none, enter "NONE."

(a) Name and address of each person paid more than \$50,000	(b) Type of service	(c) Compensation
BARCLAYS GLOBAL INVESTORS ONE INTERNATIONAL PLACE - 45TH FLOOR, BOSTON, ROCKEFELLER & CO. 30 ROCKEFELLER PLAZA, NEW YORK, NY 10112	INVESTMENT ADVISORY	171,713.
EVALUATION ASSOCIATES 200 CONNECTICUT AVENUE #700, NORWALK, CT 06854	INVESTMENT ADVISORY	245,004.
AXA ROSENBERG 4 ORINDA WAY, ORINDA, CA 94563	INVESTMENT CONSULTING	120,000.
COMMUNITY CAPITAL MANAGEMENT 1830 MAIN STREET, WESTON, FL 33326	INVESTMENT ADVISORY	118,763.
	INVESTMENT ADVISORY	92,095.
Total number of others receiving over \$50,000 for professional services		2

**Part IX-A** Summary of Direct Charitable Activities

List the foundation's four largest direct charitable activities during the tax year. Include relevant statistical information such as the number of organizations and other beneficiaries served, conferences convened, research papers produced, etc.

	Expenses
1 PROVIDING ASSISTANCE TO OTHER CHARITABLE ORGANIZATIONS THRU BOARD SERVICE, CONVENING CONFERENCES AND MEETINGS AND PROVIDING DIRECT TECHNICAL ASSISTANCE	104,214.
2	
3	
4	

**Part IX-B** Summary of Program-Related Investments

Describe the two largest program-related investments made by the foundation during the tax year on lines 1 and 2

	Amount
1 SEE SCHEDULE ATTACHED #27	2,292,400.
2	
All other program-related investments See instructions	
3	
Total. Add lines 1 through 3	2,292,400.

Form 990-PF (2007)

**Part X Minimum Investment Return** (All domestic foundations must complete this part. Foreign foundations, see instructions.)

1	Fair market value of assets not used (or held for use) directly in carrying out charitable, etc., purposes		
a	Average monthly fair market value of securities	1a	294,796,828.
b	Average of monthly cash balances	1b	1,875,598.
c	Fair market value of all other assets	1c	602,206.
d	Total (add lines 1a, b, and c)	1d	297,274,632.
e	Reduction claimed for blockage or other factors reported on lines 1a and 1c (attach detailed explanation)	1e	0.
2	Acquisition indebtedness applicable to line 1 assets	2	0.
3	Subtract line 2 from line 1d	3	297,274,632.
4	Cash deemed held for charitable activities. Enter 1 1/2% of line 3 (for greater amount, see instructions)	4	4,459,119.
5	Net value of noncharitable-use assets. Subtract line 4 from line 3. Enter here and on Part V, line 4	5	292,815,513.
6	Minimum investment return. Enter 5% of line 5	6	14,640,776.

**Part XI Distributable Amount** (see instructions) (Section 4942(j)(3) and (j)(5) private operating foundations and certain foreign organizations check here ☐ and do not complete this part)

1	Minimum investment return from Part X, line 6	1	14,640,776.
2a	Tax on investment income for 2007 from Part VI, line 5	2a	472,556.
b	Income tax for 2007 (This does not include the tax from Part VI)	2b	
c	Add lines 2a and 2b	2c	472,556.
3	Distributable amount before adjustments. Subtract line 2c from line 1	3	14,168,220.
4	Recoveries of amounts treated as qualifying distributions	4	2,907,918.
5	Add lines 3 and 4	5	17,076,138.
6	Deduction from distributable amount (see instructions)	6	0.
7	Distributable amount as adjusted. Subtract line 6 from line 5. Enter here and on Part XIII, line 1	7	17,076,138.

**Part XII Qualifying Distributions** (see instructions)

1	Amounts paid (including administrative expenses) to accomplish charitable, etc., purposes		
a	Expenses, contributions, gifts, etc. - total from Part I, column (d), line 26	1a	9,438,321.
b	Program-related investments - total from Part IX-B	1b	2,292,400.
2	Amounts paid to acquire assets used (or held for use) directly in carrying out charitable, etc., purposes	2	
3	Amounts set aside for specific charitable projects that satisfy the		
a	Suitability test (prior IRS approval required)	3a	
b	Cash distribution test (attach the required schedule)	3b	
4	Qualifying distributions. Add lines 1a through 3b. Enter here and on Part V, line 8, and Part XIII, line 4	4	11,730,721.
5	Foundations that qualify under section 4940(e) for the reduced rate of tax on net investment income. Enter 1% of Part I, line 27b	5	0.
6	Adjusted qualifying distributions. Subtract line 5 from line 4	6	11,730,721.

**Note:** The amount on line 6 will be used in Part V, column (b), in subsequent years when calculating whether the foundation qualifies for the section 4940(e) reduction of tax in those years

Form 990-PF (2007)

**Part XIII** Undistributed Income (see instructions)

	(a) Corpus	(b) Years prior to 2006	(c) 2006	(d) 2007
<b>1</b> Distributable amount for 2007 from Part XI, line 7				17,076,138.
<b>2</b> Undistributed income, if any, as of the end of 2006				
<b>a</b> Enter amount for 2006 only			0.	
<b>b</b> Total for prior years		0.		
<b>3</b> Excess distributions carryover, if any, to 2007				
<b>a</b> From 2002				
<b>b</b> From 2003	1,358,935.			
<b>c</b> From 2004	1,018,054.			
<b>d</b> From 2005	2,039,872.			
<b>e</b> From 2006				
<b>f</b> Total of lines 3a through e	4,416,861.			
<b>4</b> Qualifying distributions for 2007 from Part XII, line 4 ▶ \$ 11,730,721.				
<b>a</b> Applied to 2006, but not more than line 2a			0.	
<b>b</b> Applied to undistributed income of prior years (Election required - see instructions)		0.		
<b>c</b> Treated as distributions out of corpus (Election required - see instructions)	0.			
<b>d</b> Applied to 2007 distributable amount				11,730,721.
<b>e</b> Remaining amount distributed out of corpus	0.			
<b>5</b> Excess distributions carryover applied to 2007 (If an amount appears in column (d), the same amount must be shown in column (a))	4,416,861.			4,416,861.
<b>6</b> Enter the net total of each column as indicated below:				
<b>a</b> Corpus Add lines 3f, 4c, and 4e Subtract line 5	0.			
<b>b</b> Prior years' undistributed income Subtract line 4b from line 2b		0.		
<b>c</b> Enter the amount of prior years' undistributed income for which a notice of deficiency has been issued, or on which the section 4942(a) tax has been previously assessed		0.		
<b>d</b> Subtract line 6c from line 6b Taxable amount - see instructions		0.		
<b>e</b> Undistributed income for 2006 Subtract line 4a from line 2a Taxable amount - see instr			0.	
<b>f</b> Undistributed income for 2007 Subtract lines 4d and 5 from line 1 This amount must be distributed in 2008				928,556.
<b>7</b> Amounts treated as distributions out of corpus to satisfy requirements imposed by section 170(b)(1)(F) or 4942(g)(3)	0.			
<b>8</b> Excess distributions carryover from 2002 not applied on line 5 or line 7	0.			
<b>9</b> Excess distributions carryover to 2008. Subtract lines 7 and 8 from line 6a	0.			
<b>10</b> Analysis of line 9				
<b>a</b> Excess from 2003				
<b>b</b> Excess from 2004				
<b>c</b> Excess from 2005				
<b>d</b> Excess from 2006				
<b>e</b> Excess from 2007				

**Part XIV Private Operating Foundations** (see instructions and Part VII-A, question 9)

N/A

1 a If the foundation has received a ruling or determination letter that it is a private operating foundation, and the ruling is effective for 2007, enter the date of the ruling

b Check box to indicate whether the foundation is a private operating foundation described in section ☐ 4942(j)(3) or ☐ 4942(j)(5)

2 a Enter the lesser of the adjusted net income from Part I or the minimum investment return from Part X for each year listed

Tax year

Prior 3 years

(a) 2007

(b) 2006

(c) 2005

(d) 2004

(e) Total

b 85% of line 2a

c Qualifying distributions from Part XII, line 4 for each year listed

d Amounts included in line 2c not used directly for active conduct of exempt activities

e Qualifying distributions made directly for active conduct of exempt activities

Subtract line 2d from line 2c

3 Complete 3a, b, or c for the alternative test relied upon

a "Assets" alternative test - enter  
(1) Value of all assets

(2) Value of assets qualifying under section 4942(j)(3)(B)(i)

b "Endowment" alternative test - enter 2/3 of minimum investment return shown in Part X, line 6 for each year listed

c "Support" alternative test - enter  
(1) Total support other than gross investment income (interest, dividends, rents, payments on securities loans (section 512(a)(5)), or royalties)

(2) Support from general public and 5 or more exempt organizations as provided in section 4942(j)(3)(B)(iii)

(3) Largest amount of support from an exempt organization

(4) Gross investment income

**Part XV Supplementary Information (Complete this part only if the foundation had \$5,000 or more in assets at any time during the year-see the instructions.)****1 Information Regarding Foundation Managers:**

a List any managers of the foundation who have contributed more than 2% of the total contributions received by the foundation before the close of any tax year (but only if they have contributed more than \$5,000) (See section 507(d)(2) )

None

b List any managers of the foundation who own 10% or more of the stock of a corporation (or an equally large portion of the ownership of a partnership or other entity) of which the foundation has a 10% or greater interest

None

**2 Information Regarding Contribution, Grant, Gift, Loan, Scholarship, etc., Programs:**

Check here ☐ if the foundation only makes contributions to preselected charitable organizations and does not accept unsolicited requests for funds. If the foundation makes gifts, grants, etc. (see instructions) to individuals or organizations under other conditions, complete items 2a, b, c, and d

a The name, address, and telephone number of the person to whom applications should be addressed

See Statement 19

b The form in which applications should be submitted and information and materials they should include

c Any submission deadlines

d Any restrictions or limitations on awards, such as by geographical areas, charitable fields, kinds of institutions, or other factors

**Part XV** Supplementary Information (continued)**3 Grants and Contributions Paid During the Year or Approved for Future Payment**

Recipient Name and address (home or business)	If recipient is an individual, show any relationship to any foundation manager or substantial contributor	Foundation status of recipient	Purpose of grant or contribution	Amount
<b>a Paid during the year</b>  SEE ATTACHED LIST #28				6,922,795.
<b>Total</b>				<b>▶ 3a 6,922,795.</b>
<b>b Approved for future payment</b> SEE ATTACHED LIST #28				8,826,500.
<b>Total</b>				<b>▶ 3b 8,826,500.</b>



## Part XVII

## Information Regarding Transfers To and Transactions and Relationships With Noncharitable Exempt Organizations

- |          |  | Yes | No |
|----------|--|-----|----|
| <b>1</b> | Did the organization directly or indirectly engage in any of the following with any other organization described in section 501(c) of the Code (other than section 501(c)(3) organizations) or in section 527, relating to political organizations?  |     |    |
| <b>a</b> | Transfers from the reporting foundation to a noncharitable exempt organization of  |     |    |
|          | (1) Cash   |     | X  |
|          | (2) Other assets   |     | X  |
| <b>b</b> | Other transactions   |     |    |
|          | (1) Sales of assets to a noncharitable exempt organization   |     | X  |
|          | (2) Purchases of assets from a noncharitable exempt organization   |     | X  |
|          | (3) Rental of facilities, equipment, or other assets   |     | X  |
|          | (4) Reimbursement arrangements   |     | X  |
|          | (5) Loans or loan guarantees   |     | X  |
|          | (6) Performance of services or membership or fundraising solicitations   |     | X  |
| <b>c</b> | Sharing of facilities, equipment, mailing lists, other assets, or paid employees   |     | X  |
| <b>d</b> | If the answer to any of the above is "Yes," complete the following schedule. Column (b) should always show the fair market value of the goods, other assets, or services given by the reporting foundation. If the foundation received less than fair market value in any transaction or sharing arrangement, show in column (d) the value of the goods, other assets, or services received. |     |    |

[illegible]

- 2a** Is the foundation directly or indirectly affiliated with, or related to, one or more tax-exempt organizations described in section 501(c) of the Code (other than section 501(c)(3)) or in section 527? ☐ Yes ☒ No
- b** If "Yes," complete the following schedule

(a) Name of organization	(b) Type of organization	(c) Description of relationship
N/A		

Under penalties of perjury, I declare that I have examined this return, including accompanying schedules and statements, and to the best of my knowledge and belief, it is true, correct, and complete. Declaration of preparer (other than taxpayer or fiduciary) is based on all information of which preparer has any knowledge.

**Sign Here**

Signature of officer or trustee

Paid Preparer's Use Only	Preparer's signature	<i>JK MM PG</i>
	Firm's name (or yours if self-employed), address, and ZIP code	Owen J Flanagan & Co 60 East 42nd Street New York, NY 10165

## THE F.B. HERON FOUNDATION

**Part IV** Capital Gains and Losses for Tax on Investment Income

(a) List and describe the kind(s) of property sold, e.g., real estate, 2-story brick warehouse, or common stock, 200 shs MLC Co		(b) How acquired P - Purchase D - Donation	(c) Date acquired (mo., day, yr.)	(d) Date sold (mo., day, yr.)
1a	ROCKEFELLER PORTFOLIO - PUBLICLY TRADED	P	Various	Various
b	BARCLAYS US PORTFOLIO - SALES	P	Various	Various
c	BARCLAYS US PORTFOLIO - PASS-THRU	P	Various	Various
d	BARCLAYS EMERGING PORTFOLIO - SALES	P	Various	Various
e	BARCLAYS EMERGING PORTFOLIO - PASS-THRU	P	Various	Various
f	CRA PORTFOLIO -PUBLICLY TRADED	P	Various	Various
g	COMMUNITY EQUITY PORTFOLIO - PUBLICLY TRADED	P	Various	Various
h	CLASS ACTION PROCEEDS	P	Various	Various
i	URBAN AMERICA - THRU PARTNERSHIP	P	Various	Various
j	PARTNERSHIP BOOK TAX DIFF	P		
k				
l				
m				
n				
o				

(e) Gross sales price	(f) Depreciation allowed (or allowable)	(g) Cost or other basis plus expense of sale	(h) Gain or (loss) (e) plus (f) minus (g)
a 31,644,261.		27,402,784.	4,241,477.
b 7,000,000.		6,532,801.	467,199.
c 5,867,547.			5,867,547.
d 1,500,000.		650,710.	849,290.
e 3,948,409.			3,948,409.
f 6,851,677.		6,915,537.	-63,860.
g 1,742,759.		1,565,308.	177,451.
h 352.			352.
i 825,905.			825,905.
j 200,296.			200,296.
k			
l			
m			
n			
o			

Complete only for assets showing gain in column (h) and owned by the foundation on 12/31/69

(i) FMV as of 12/31/69	(j) Adjusted basis as of 12/31/69	(k) Excess of col (i) over col (j), if any	(l) Losses (from col (h)) Gains (excess of col (h) gain over col (k), but not less than "-0-")
a			4,241,477.
b			467,199.
c			5,867,547.
d			849,290.
e			3,948,409.
f			-63,860.
g			177,451.
h			352.
i			825,905.
j			200,296.
k			
l			
m			
n			
o			

2 Capital gain net income or (net capital loss) { If gain, also enter in Part I, line 7 If (loss), enter "-0-" in Part I, line 7 }	2	16,514,066.
3 Net short-term capital gain or (loss) as defined in sections 1222(5) and (6) If gain, also enter in Part I, line 8, column (c) If (loss), enter "-0-" in Part I, line 8 }	3	N/A

## 2007 DEPRECIATION AND AMORTIZATION REPORT

Form 990-PF Page 1

990-PF

Asset No	Description	Date Acquired			Method	Life	Line No	Unadjusted Cost Or Basis	Bus % Excl	* Reduction In Basis	Basis For Depreciation	Accumulated Depreciation	Current Sec 179	Current Year Deduction
1	LEASEHOLD IMPROVEMENTS	05	01	00		.000	16	446,255.			446,255.	290,064.		44,625.
2	FURNITURE	05	01	00		.000	16	120,581.			120,581.	111,969.		8,612.
3	EQUIPMENT	05	01	00		.000	16	59,948.			59,948.	59,948.		0.
	* Total 990-PF Pg 1 Depr							626,784.		0.	626,784.	461,981.	0.	53,237.

Form 990-PF                      Gain or (Loss) from Sale of Assets                      Statement      1

(a) Description of Property	(b) Gross Sales Price	(c) Cost or Other Basis	(d) Expense of Sale	Manner Acquired	Date Acquired	Date Sold
ROCKEFELLER PORTFOLIO - PUBLICLY TRADED				Purchased	Various	Various
	31,644,261.	27,402,784.	0.		0.	4,241,477.

(a) Description of Property	(b) Gross Sales Price	(c) Cost or Other Basis	(d) Expense of Sale	Manner Acquired	Date Acquired	Date Sold
BARCLAYS US PORTFOLIO - SALES				Purchased	Various	Various
	7,000,000.	6,532,801.	0.		0.	467,199.

(a) Description of Property	(b) Gross Sales Price	(c) Cost or Other Basis	(d) Expense of Sale	Manner Acquired	Date Acquired	Date Sold
BARCLAYS US PORTFOLIO - PASS-THRU				Purchased	Various	Various
	5,867,547.	0.	0.		0.	5,867,547.

(a) Description of Property		Manner Acquired	Date Acquired	Date Sold
BARLCAYS EMERGING PORTFOLIO - SALES		Purchased	Various	Various
(b) Gross Sales Price	(c) Cost or Other Basis	(d) Expense of Sale	(e) Deprec.	(f) Gain or Loss
1,500,000.	650,710.	0.	0.	849,290.

(a) Description of Property		Manner Acquired	Date Acquired	Date Sold
BARCLAYS EMERGING PORTFOLIO - PASS-THRU		Purchased	Various	Various
(b) Gross Sales Price	(c) Cost or Other Basis	(d) Expense of Sale	(e) Deprec.	(f) Gain or Loss
3,948,409.	0.	0.	0.	3,948,409.

(a) Description of Property		Manner Acquired	Date Acquired	Date Sold
CRA PORTFOLIO -PUBLICLY TRADED		Purchased	Various	Various
(b) Gross Sales Price	(c) Cost or Other Basis	(d) Expense of Sale	(e) Deprec.	(f) Gain or Loss
6,851,677.	6,915,537.	0.	0.	-63,860.

(a) Description of Property		Manner Acquired	Date Acquired	Date Sold
COMMUNITY EQUITY PORTFOLIO - PUBLICLY TRADED		Purchased	Various	Various
(b) Gross Sales Price	(c) Cost or Other Basis	(d) Expense of Sale	(e) Deprec.	(f) Gain or Loss
1,742,759.	1,565,308.	0.	0.	177,451.

(a) Description of Property	(b) Gross Sales Price	(c) Cost or Other Basis	(d) Expense of Sale	Manner Acquired Purchased	Date Acquired Various	Date Sold Various
CLASS ACTION PROCEEDS	352.	0.	0.			352.

(a) Description of Property	(b) Gross Sales Price	(c) Cost or Other Basis	(d) Expense of Sale	Manner Acquired Purchased	Date Acquired Various	Date Sold Various
URBAN AMERICA - THRU PARTNERSHIP	825,905.	0.	0.			825,905.

Capital Gains Dividends from Part IV 0.

Total to Form 990-PF, Part I, line 6a 16,313,770.

Form 990-PF Interest on Savings and Temporary Cash Investments Statement 2

Source	Amount
INTEREST ON CHECKING	82,820.
MONEY MARKET	16,277.
Total to Form 990-PF, Part I, line 3, Column A	99,097.

Form 990-PF Dividends and Interest from Securities Statement 3

Source	Gross Amount	Capital Gains Dividends	Column (A) Amount
INT AND DIV ON SECURITIES	9,112,316.	0.	9,112,316.
PARTNERSHIP	4,232.	0.	4,232.
PARTNERSHIP BOOK TAX DIFF	0.	0.	0.
Total to Fm 990-PF, Part I, ln 4	9,116,548.	0.	9,116,548.

Form 990-PF	Other Income	Statement	4
-------------	--------------	-----------	---

Description	(a) Revenue Per Books	(b) Net Invest- ment Income	(c) Adjusted Net Income
CHANGE IN UNREALIZED APPRECIATION	-3,726,505.	0.	
DEFERRRED EXCISE TAX	37,265.	0.	
Total to Form 990-PF, Part I, line 11	-3,689,240.	0.	

Form 990-PF	Legal Fees	Statement	5
-------------	------------	-----------	---

Description	(a) Expenses Per Books	(b) Net Invest- ment Income	(c) Adjusted Net Income	(d) Charitable Purposes
MILBANK TWEED - LEGAL	21,385.	8,836.		13,557.
THE WAGNER LAW GROUP	5,129.	1,693.		10,292.
To Fm 990-PF, Pg 1, ln 16a	26,514.	10,529.		23,849.

Form 990-PF	Accounting Fees	Statement	6
-------------	-----------------	-----------	---

Description	(a) Expenses Per Books	(b) Net Invest- ment Income	(c) Adjusted Net Income	(d) Charitable Purposes
OWEN J FLANAGAN & CO - ACCOUNTING	23,200.	7,888.		15,312.
O'CONNOR DAVIES ET AL - 2007 AUDIT	27,410.	9,319.		17,431.
To Form 990-PF, Pg 1, ln 16b	50,610.	17,207.		32,743.

Form 990-PF

Other Professional Fees

Statement 7

Description	(a) Expenses Per Books	(b) Net Invest- ment Income	(c) Adjusted Net Income	(d) Charitable Purposes
AXA ROSENBERG - INV	118,763.	118,763.		0.
FRANCIE ZIMMERMAN	37,340.	8,215.		25,249.
EVALUATION ASSOC - INV	120,000.	120,000.		0.
PACHYDERM CONSULTING	24,628.	5,418.		19,210.
BARCLAYS INT'L ADVISORY	171,713.	171,713.		0.
ROCKEFELLER CO - ADVISORY	245,004.	245,004.		0.
CALVERT FOUNDATION	41,250.	0.		46,475.
OTHER	1,426.	229.		1,238.
CRA - INVESTMENT ADVISORY	92,095.	92,095.		0.
KAESER AND WILSON - ANNUAL REPORT	14,815.	3,259.		11,556.
RETIREMENT ALLIANCE - PENSION FEES	5,475.	1,204.		4,271.
STEVEN M. GODEKE - SOCIAL INV	11,500.	0.		11,500.
URBAN ADVISORS LLC	19,500.	0.		19,500.
AGAG - TIDES CENTER	1,400.	0.		1,400.
SLOPE RESOURCES	12,000.	0.		4,000.
OPPORTUNITY FINANCE	2,350.	0.		2,350.
STATE STREET - INV ADV	50,000.	50,000.		0.
APS	9,650.	2,123.		3,120.
SOUTHERN MUTUAL HELP PROFESSIONALS FOR NON-PROFIT	0. 9,400.	0. 2,068.		1,635. 7,332.
GREGORY RATLIFF	0.	0.		1,262.
MELVIN OLIVER	5,000.	0.		0.
ELIZABETH WARREN	5,000.	0.		5,000.
ANEEL KARNANI	3,000.	0.		3,000.
CRA - NC	231.	0.		231.
DEBORAH VISSER	9,000.	0.		9,000.
BANK AMERICA	5,000.	0.		5,000.
FSG INC.	31,064.	15,532.		15,532.
LAUFER GREEN ISAAC	52,300.	11,506.		40,794.
To Form 990-PF, Pg 1, ln 16c	1,098,904.	847,129.		238,655.

Form 990-PF	Taxes			Statement	8
Description	(a) Expenses Per Books	(b) Net Invest- ment Income	(c) Adjusted Net Income	(d) Charitable Purposes	
FEDERAL EXCISE TAX	482,000.	0.		0.	
To Form 990-PF, Pg 1, ln 18	482,000.	0.		0.	

Form 990-PF	Other Expenses			Statement	9
Description	(a) Expenses Per Books	(b) Net Invest- ment Income	(c) Adjusted Net Income	(d) Charitable Purposes	
CUSTODY FEES	83,852.	83,852.		0.	
EQUIPMENT AND EQUIPMENT REPAIR	38,525.	8,475.		22,942.	
OFFICE EXPENSES	68,434.	15,055.		53,601.	
INSURANCE	26,014.	5,723.		20,291.	
FILING FEES	1,890.	0.		1,890.	
PAYROLL AND BENEFIT PROCESSING	3,789.	834.		2,955.	
To Form 990-PF, Pg 1, ln 23	222,504.	113,939.		101,679.	

Form 990-PF	U.S. and State/City Government Obligations			Statement	10
Description	U.S. Gov't	Other Gov't	Book Value	Fair Market Value	
JP MORGAN EQUITY HOLDINGS	X		10,000.	10,000.	
Total U.S. Government Obligations			10,000.	10,000.	
Total State and Municipal Government Obligations					
Total to Form 990-PF, Part II, line 10a			10,000.	10,000.	

Form 990-PF	Corporate Stock	Statement 11
-------------	-----------------	--------------

Description	Book Value	Fair Market Value
ROCKEFELLER & CO - INT'L EQUITY #21	50,568,028.	50,568,028.
BARCLAYS EMERGING MARKETS #22	21,061,686.	21,061,686.
BARCLAYS ALPHA TILTS	89,474,314.	89,474,314.
AXA ROSENBERG SM MID CAP	34,677,950.	34,677,950.
JP MORGAN EQUITY HOLDINGS - STMT #23	12,153,259.	12,153,259.
Total to Form 990-PF, Part II, line 10b	207,935,237.	207,935,237.

Form 990-PF	Corporate Bonds	Statement 12
-------------	-----------------	--------------

Description	Book Value	Fair Market Value
BARCLAYS US DEBT INDEX	47,332,887.	47,332,887.
MISSION RELATED - CRA FUND ADVISORS #24	25,142,546.	25,142,546.
Total to Form 990-PF, Part II, line 10c	72,475,433.	72,475,433.

Form 990-PF	Other Investments	Statement 13
-------------	-------------------	--------------

Description	Valuation Method	Book Value	Fair Market Value
MISSION RELATED INSURED DEPOSITS #25	COST	6,000,000.	6,000,000.
MISSION RELATED LIMITED PARTNERSHIPS #26	COST	7,771,744.	7,771,744.
ROCKEFELLER & CO - FOREIGN CASH	FMV	72.	72.
Total to Form 990-PF, Part II, line 13		13,771,816.	13,771,816.

---



---

Form 990-PF      Depreciation of Assets Not Held for Investment      Statement 14

---

Description	Cost or Other Basis	Accumulated Depreciation	Book Value
LEASEHOLD IMPROVEMENTS	446,255.	334,689.	111,566.
FURNITURE	120,581.	120,581.	0.
EQUIPMENT	59,948.	59,948.	0.
Total To Fm 990-PF, Part II, ln 14	626,784.	515,218.	111,566.

---



---



---



---

Form 990-PF      Other Assets      Statement 15

---

Description	Beginning of Yr Book Value	End of Year Book Value	Fair Market Value
PROGRAM RELATED INVESTMENTS #27	18,954,894.	18,339,376.	18,339,376.
To Form 990-PF, Part II, line 15	18,954,894.	18,339,376.	18,339,376.

---



---



---



---

Form 990-PF      Other Liabilities      Statement 16

---

Description	BOY Amount	EOY Amount
DEFERRED FEDERAL EXCISE TAX	417,648.	380,383.
Total to Form 990-PF, Part II, line 22	417,648.	380,383.

---



---



---



---

Form 990-PF      Statement of Activities not Previously Reported      Statement 17  
Part VII-A, Line 2

---



---

Explanation

---

THE FOUNDATION WAS THE SOLE MEMBER OF COMMUNITY INVESTORS LLC WHICH WAS FORMED AND TERMINATED WITHOUT BEING FUNDED OR EVER BEING ACTIVE.

Form 990-PF

Part VIII - List of Officers, Directors  
Trustees and Foundation Managers

Statement 18

Name and Address	Title and Avg Hrs/Wk	Compen- sation	Employee Ben Plan Expense Contrib Account
SHARON B KING C/O F.B. HERON FOUNDATION NEW YORK, NY 10005	PRESIDENT & DIRECTOR 40.00	260,100.	65,081. 0.
WILLIAM DIETEL C/O F.B. HERON FOUNDATION NEW YORK, NY 10005	CHAIRMAN 5.00	0.	0. 0.
MARY JO MULLAN C/O F.B. HERON FOUNDATION NEW YORK, NY 10005	SECRETARY/TREASURER 40.00	196,500.	43,821. 0.
BUZZ SCHMIDT C/O F.B. HERON FOUNDATION NEW YORK, NY 10005	DIRECTOR 3.50	0.	0. 0.
WILLIAM MC CALPIN C/O F.B. HERON FOUNDATION NEW YORK, NY 10005	DIRECTOR 3.50	0.	0. 0.
JAMES JOSEPH C/O F.B. HERON FOUNDATION NEW YORK, NY 10005	DIRECTOR 3.50	0.	0. 0.
JOHN OTTERLEI C/O F.B. HERON FOUNDATION NEW YORK, NY 10005	DIRECTOR 3.50	0.	0. 0.
Totals included on 990-PF, Page 6, Part VIII		456,600.	108,902. 0.

Form 990-PF

Grant Application Submission Information  
Part XV, Lines 2a through 2d

Statement 19

Name and Address of Person to Whom Applications Should be Submitted

MARY JO MULLAN, THE F.B. HERON FOUNDATION  
100 BROADWAY, 17TH FLOOR  
NEW YORK, NY 10005

Telephone Number

212-404-1800

Form and Content of Applications

2-3 PAGES WRITTEN, PER APPLICATION PROCEDURES AVAILABLE AT WWW.HERONFDN.ORG  
OR BY CALLING (212) 404-1800

Any Submission Deadlines

NONE

Restrictions and Limitations on Awards

PER GUIDELINES

**F. B. Heron Foundation**  
**Part VIII - 2 Compensation of five highest paid employees**  
**December 31, 2007**

<u>Name and Address</u>	<u>Title</u> <u>Ave Hours Per Week</u>	<u>Compensation</u>	<u>Contributions to</u> <u>Employee</u> <u>Benefit Plans</u>	<u>Expense</u> <u>Allowance</u>
Luther M. Ragin Jr New York, NY	VP Investments 40	\$278,700	\$56,835	\$0
Patricia Kozu New York, NY	VP Admin. & Finance 40	\$155,900	\$34,886	\$0
John C. Weiler New York, NY	Senior Program Officer 40	\$125,000	\$42,144	\$0
Kathleen Starr New York, NY	Investment Officer 40	\$101,800	\$27,490	\$0
Dana Bezerra-Pancrazi New York, NY	Program Officer 40	\$84,900	\$22,127	\$0

## Statement 25

Page 1 of 1  
11/5/2008

9857 The F.B. Heron Foundation

1 International Equity Go



HOME | CONTACT US | LEGAL | HELP

Overview | Reports | Advanced Views | Documents &amp; Statements

Logout | Change Password

## HOLDINGS

Report as of 12/31/07

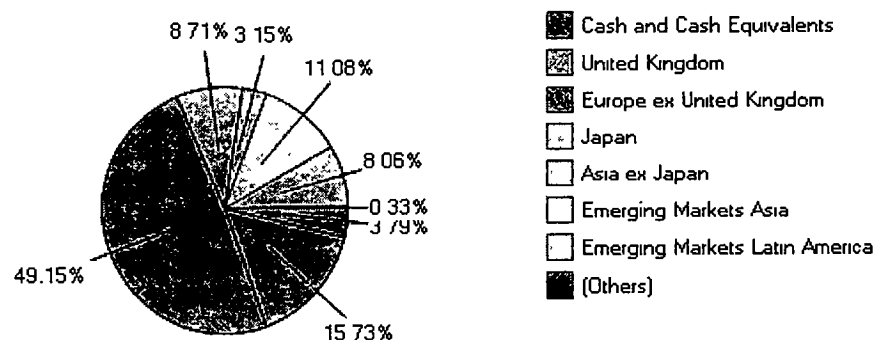
## Detailed Statement of Assets by Class

as of December 31, 2007

The F.B. Heron Foundation / International Equity (9857/1)

Summary/Detail Details

Grouping Class



## Cash and Cash Equivalents

Security Name	Shares	Price (US)	Cost (US)	Market Value	Unrealized Gain/Loss	% of Value	Current Yield	Est. Ann Income
Cash			1,996,152.98	* 1,996,152.98	0.00	3.78	4.95	98,809.58
British Pound	4	1.99	7.61	7.58	-0.03	0.00	0.00	0.00
Euro	44	1.46	681.70	64.21	-617.49	0.00	0.00	0.00
Total Cash and Cash Equivalents			1,996,842.29	1,996,224.77	-617.52	3.79	4.95	98,809.58

## Securities

Security Name	Shares	Price (US)	Cost (US)	Market Value	Unrealized Gain/Loss	% of Value	Current Yield	Est. Ann Income
---------------	--------	------------	-----------	--------------	----------------------	------------	---------------	-----------------

**Equity****United Kingdom**

BP PLC	180,920	12 24	1,462,710 17	2,214,861 85	752,151 68	4 20	3 25	72,028 03
Carnival plc	31,820	44 17	1,490,190 94	1,405,537 46	-84,653 48	2 67	6 17	86,777 21
Hikma Pharmaceuticals PLC	63,250	9 42	468,001 77	595,848 85	127,847 08	1 13	1 48	8,813 40
Johnson Matthey PLC	32,640	37 44	899,743 57	1,222,148 26	322,404 69	2 32	1 81	22,090 93
Smiths Group plc	62,333	20 16	1,330,103.88	1,256,933 85	-73,170 03	2 38	3 36	42,187 32
Unilever Plc - Sponsored ADR	42,820	37 42	1,145,243 44	1,602,324 40	457,080 96	3 04	2 62	41,963 60
Total United Kingdom			6,795,993 77	8,297,654 67	1,501,660 90	15 73	3 30	273,860 49

**Europe ex United Kingdom**

ABB Ltd - Spon ADR	43,640	28 80	653,103 15	1,256,832 00	603,728 85	2 38	0 56	6,982 40
Air Liquide SA (RES)	11,732	148 82	729,834 45	1,745,983 42	1,016,148 97	3 31	1 96	34,305 60
Alstom	9,260	214 92	434,501 60	1,990,175 01	1,555,673 41	3 77	0 54	10,830 88
ASML Holdings NV NY Reg Shs ADR	17,220	31 29	542,533.32	538,813 80	-3,719 52	1 02	0 00	0 00
Banco Bilbao Vizcaya Argentaria, S A.	41,830	24 50	905,529 65	1,025,002 27	119,472 62	1 94	3 40	34,859 86
BNP Paribas	20,469	108 51	709,017.60	2,221,163 47	1,512,145 87	4 21	4 18	92,772 93
Boskalis Westminster - CVA	33,450	60.91	1,229,284 88	2,037,409 54	808,124 66	3 86	1 63	33,255 84
Credit Suisse Group	17,570	60 15	702,763.75	1,056,853 77	354,090 02	2 00	3 29	34,762 88
Elan Corp PLC - ADR	50,180	21 98	699,692.99	1,102,956 40	403,263 41	2 09	0 00	0 00
ENI S p A	28,630	36 62	1,033,535 26	1,048,556 95	15,021 69	1 99	4 99	52,323 20
Holcim Ltd	12,310	107 14	1,377,303 66	1,318,909 16	-58,394 50	2 50	1 65	21,746 24
Intesa Sanpaolo	131,650	7 91	1,035,771.96	1,041,312 48	5,540 52	1 97	2 40	25,022 30
Ipsen SA	16,470	60 31	678,255 02	993,300 14	315,045 12	1 88	1 45	14,448 00
Novartis AG Basel	38,020	54 85	1,650,984 56	2,085,449 81	434,465 25	3 95	2 17	45,335 87
Sandvik AB	65,850	17 21	297,483 84	1,133,465 23	835,981 39	2 15	2 92	33,112 47
Schneider Electric SA	9,700	135 50	407,351 63	1,314,379 29	907,027 66	2 49	3 24	42,545 73
Swiss Re	7,080	71 06	523,781 13	503,101 18	-20,679 95	0 95	4 23	21,262 20
Total SA	27,930	83 09	903,230.91	2,320,660 12	1,417,429.21	4 40	3 52	81,670 25
Vallourec SA	2,830	270 70	629,883.20	766,078 19	136,194 99	1 45	3 24	24,825 65
Vestas Wind Systems A/S	3,900	108 23	393,219 53	422,113 51	28,893.98	0 80	0 00	0 00
Total Europe ex United Kingdom			15,537,062 09	25,922,515 74	10,385,453 65	49 15	2 35	610,062 30

**Japan**

Asahi Glass Co Ltd	97,000	13 42	947,028 85	1,301,553 06	354,524 21	2 47	1 33	17,365 62
Canon Inc	22,250	46 55	548,925.77	1,035,671 13	486,745 36	1 96	2 12	21,908 43

Nidec Corporation	9,600	74.12	601,362.28	711,524.86	110,162.58	1.35	0.60	4,296.65
Nitto Denko Corporation	12,700	52.99	775,335.96	672,998.25	-102,337.71	1.28	1.35	9,094.57
Onx Corp	5,100	170.88	1,130,930.77	871,494.43	-259,436.34	1.65	0.68	5,934.74
Total Japan			4,003,583.63	4,593,241.73	589,658.10	8.71	1.28	58,600.01

**Asia ex Japan**

China Unicom LTD	448,000	2.30	393,718.61	1,028,445.38	634,726.77	1.95	0.61	6,320.06
SIA Engineering Co Ltd	204,000	3.11	401,615.58	633,491.96	231,876.38	1.20	2.68	17,006.50
Total Asia ex Japan			795,334.19	1,661,937.34	866,603.15	3.15	1.40	23,326.56

**Emerging Markets Asia**

Daewoo Shipbuilding & Marine Engineering Co., Ltd	32,900	55.13	597,174.24	1,813,621.07	1,216,446.83	3.44	0.48	8,786.92
Hynix Semiconductor Inc	18,780	27.72	657,894.61	520,635.65	-137,258.96	0.99	0.00	0.00
iShares MSCI Taiwan Index Fund	56,210	15.03	888,630.02	844,836.30	-43,793.72	1.60	2.59	21,921.90
Kookmin Bank - Spon ADR	21,730	73.32	1,021,590.17	1,593,243.60	571,653.43	3.02	4.41	70,187.90
Samsung Electronics Co., Ltd Pfd	2,340	457.24	288,210.91	1,069,942.84	781,731.93	2.03	1.88	20,123.93
Total Emerging Markets Asia			3,453,499.95	5,842,279.46	2,388,779.51	11.08	2.07	121,020.65

**Emerging Markets Latin America**

Bancolombia S.A. Sponsored ADR	11,700	34.02	384,779.03	398,034.00	13,254.97	0.75	2.76	10,998.00
Coca-Cola Femsa, S.A. de C.V. - Sp ADR	19,500	49.28	794,604.94	960,960.00	166,355.06	1.82	1.48	14,235.00
Fomento Economico Mexicano, S.A. - Sp ADR	21,200	38.17	790,347.12	809,204.00	18,856.88	1.53	1.73	13,992.00
Petroleo Brasileiro S.A. - ADR	21,640	96.22	1,021,324.93	2,082,200.80	1,060,875.87	3.95	0.36	7,574.00
Total Emerging Markets Latin America			2,991,056.02	4,250,398.80	1,259,342.78	8.06	1.10	46,799.00

Total Equity			33,576,529.65	50,568,027.74	16,991,498.09	95.88	2.24	1,133,669.01
--------------	--	--	---------------	---------------	---------------	-------	------	--------------

Total Securities			33,576,529.65	<u>50,568,027.74</u>	16,991,498.09	95.88	2.24	1,133,669.01
------------------	--	--	---------------	----------------------	---------------	-------	------	--------------

**Other Assets**

Security Name	Shares	Price (US)	Cost (US)	Market Value	Unrealized Gain/Loss	% of Value	Current Yield	Est. Ann Income
Accrued Dividends Receivable			162,912.48	162,912.48	0.00	0.31	0.00	0.00
Div Receivable - F/X Value Adjustment			-3,435.33	-3,435.33	0.00	-0.01	0.00	0.00
Dividends Receivable - MM Sweeps			8,882.24	8,882.24	0.00	0.02	0.00	0.00
Foreign Tax Reclaim Receivable			5,417.98	5,417.98	0.00	0.01	0.00	0.00
NRA Receivable - F/X Value Adjustment			835.07	835.07	0.00	0.00	0.00	0.00

# Holdings Report

Page 4 of 4

Total Other Assets	174,612.44	174,612.44	0.00	0.33	0.00	0.00
<b>Grand Total</b>	<b>35,747,984.38</b>	<b>52,738,864.95</b>	<b>16,990,880.57</b>	<b>100.00</b>	<b>2.34</b>	<b>1,232,479</b>

\* Settled Cash may be invested in a money market fund; yield is estimated ✓

174,612.44

35,573,371.94

52,738,864.95

174,612.44

52,564,252.51

STMT #21

Statement 22

## BARCLAYS GLOBAL INVESTORS

## Holdings

• Logged on as ndorvelus@heronfdn.org on Mar 11 2008

AS OF 12/31/2007

Most current information available as of 12/31/2007

ACCOUNTS	SHARES	COST	ADJUSTED COST	PRICE	PRICE DATE	MARKET VALUE	WEIGHT	UNREALIZED GAIN/LOSS	ADJUSTED UNREALIZED GAIN/LOSS
Reporting Currency: USD									
Heron Foundation, F.B. - Settlement Date		4,002,714.50	12,197,591.75			21,061,692.15		17,058,977.65	8,864,094.26
(549872) F.B. Heron Fdn Tr-Emerging Mkts		4,002,714.50	12,197,591.75			21,061,692.15		17,058,977.65	8,864,094.26
Cash	0 14	0 14	-	1 000000	12/31/2007	0 14	0 00%	0 00	-
Money Mkt Fd B	6 00	6 00	-	1 000000	12/31/2007	6 00	0 00%	0 00	-
MSCI Eq Index Fd B-Argentina	41,733 93	158,973.15	349,171 43	22 372624	12/31/2007	933,697 52	4.43%	774,724 37	584,526 09
MSCI Eq Index Fd B-Brazil	20,036 54	145,825 08	887,505 02	78.132409	12/31/2007	1,565,503 14	7 43%	1,419,678 06	677,998 12
MSCI Eq Index Fd B-Chile	43,573 00	309,976 20	674,072 19	25 378234	12/31/2007	1,105,805 79	5 25%	795,829 59	431,733 60
MSCI Eq Index Fd B-China	58,588 74	226,142.16	630,518 55	27 351380	12/31/2007	1,602,482 89	7 61%	1,376,340 73	971,964 34
MSCI Eq Index Fd B-Czech Rep	10,509.17	87,647 98	808,592 71	145 913937	12/31/2007	1,533,434 37	7 28%	1,445,786.39	724,841 66
MSCI Eq Index Fd B-Hungary	23,176 18	151,308 84	577,139 38	47 190828	12/31/2007	1,093,703 12	5 19%	942,394 28	516,563 74
MSCI Eq Index Fd B-India	13,583 82	140,037 80	920,529 61	118 952093	12/31/2007	1,615,823 82	7 67%	1,475,786 02	695,294 21
MSCI Eq Index Fd B-Indonesia	20,955 17	140,146 00	934,459 32	71 874063	12/31/2007	1,506,133 21	7 15%	1,365,987 21	571,673 89
MSCI Eq Index Fd B-Israel	35,364 28	490,521 39	742,717.90	31.464063	12/31/2007	1,112,703 93	5 28%	622,182 54	369,986 03
MSCI Eq Index Fd B-Mexico	15,058 51	236,497 01	859,268 99	73.056517	12/31/2007	1,100,122 29	5 22%	863,625 28	240,853 30
MSCI Eq Index Fd B-Philippines	80,893 47	336,029 97	545,447 35	15 173460	12/31/2007	1,227,433 83	5 83%	891,403 86	681,986 48
MSCI Eq Index Fd B-Poland	23,199 51	195,717 72	626,943 31	46.368659	12/31/2007	1,075,730 17	5 11%	880,012 45	448,786 86
MSCI Eq Index Fd B-S Korea	13,013 80	162,098 72	580,283 41	83 322287	12/31/2007	1,084,339 58	5 15%	922,240 86	504,056 17
MSCI Eq Index Fd B-South Africa	21,093 42	207,354 96	897,135 68	48 183678	12/31/2007	1,016,358 56	4 83%	809,003 60	119,222 88
MSCI Eq Index Fd B-Taiwan	70,492 00	514,967.41	746,591 66	13 177304	12/31/2007	928,894 51	4 41%	413,927 10	182,302 85
MSCI Eq Index Fd B-Thailand	36,819 46	354,368 95	780,680 04	32 109019	12/31/2007	1,182,236 74	5 61%	827,867 79	401,556 70
MSCI Eq Index Fd B-Turkey	20,894 62	145,095 02	636,535 20	65 915654	12/31/2007	1,377,282 54	6 54%	1,232,187 52	740,747 34

There are accounts for which we are not showing holdings. View a list of those accounts.

## Disclaimers

The "-" that appears under the fund listing in the Adjusted Cost and Adjusted Unrealized Gain/Loss (if applicable) columns indicate that adjusted cost income balances are not applicable for the given funds

MSCI Indexes Please read important legal information regarding MSCI Indexes

BARCLAYS GLOBAL INVESTORS

12,197,591.75  
6.14

12,197,597.89

21,061,692.15

8,864,094.26

STM T #22

Account Number:

January 01, 2007 - December 31, 2007

## Equities

### Equity Holdings in Alphabetical Order

Description Cusip/Symbol	Currency	Quantity	Unit Cost	Current Market Price	Tax Cost USD	Current Market Value USD		Unrealized Gain/Loss USD	Estimated Annual Dividend	
						Accrued	Dividends		Income	Yield %
ABBOTT LABORATORIES 002824-10-0 ABT	USD	2,100	43.36	56.15	91,062.80	117,915.00		26,852.20	2,730.00	2.3
ACTIVISION INC 004930-20-2 ATVI	USD	353	16.46	29.70	5,811.00	10,484.10		4,673.10		N/A
ADC TELECOMMUNICATIONS INC 000886-30-9 ADCT	USD	145	18.09	15.55	2,623.01	2,254.75		- 368.26		N/A
ADOBE SYSTEMS INC 00724F-10-1 ADBE	USD	811	33.51	42.73	27,173.69	34,654.03		7,480.34		N/A
ADVANCED MICRO-DEVICES INC 007903-10-7 AMD	USD	816	24.22	7.50	19,763.38	6,120.00		- 13,643.38		N/A
AETNA INC 00817Y-10-8 AET	USD	687	44.07	57.73	30,277.83	39,660.51		9,382.68	27.48	0.1
AFFILIATED COMPUTER SERVICES INC CL A 008190-10-0 ACS	USD	156	55.98	45.10	8,732.83	7,035.60		- 1,697.23		N/A
AFLAC INC 001055-10-2 AFL	USD	657	47.47	62.63	31,190.19	41,147.91		9,957.72	538.74	1.3
AGILENT TECHNOLOGIES INC 00846U-10-1 A	USD	549	31.47	36.74	17,277.37	20,170.26		2,892.89		N/A

STMT # 23

Statement 23

Account Number:

January 01, 2007 - December 31, 2007

**Equity Holdings in Alphabetical Order** continued

Description Cusip/Symbol	Currency	Quantity	Unit Cost	Current Market Price	Tax Cost USD	Current Market Value USD	Unrealized Gain/Loss USD	Estimated Annual Dividend Income USD	Yield %
						Accrued Dividends USD			
AGL RESOURCE INC 001204-10-6 ATG	USD	103	39.42	37.64	4,059.75	3,876.92	- 182.83	168.92	4.4
AIR PRODUCTS & CHEMICALS INC 009158-10-6 APD	USD	288	57.94	98.63	16,687.28	28,405.44 109.44	11,718.16	437.76	1.5
ALCOA INC 013817-10-1 AA	USD	1,209	26.10	36.55	31,558.01	44,188.95	12,630.94	822.12	1.9
ALLEGHENY TECHNOLOGIES INC 01741R-10-2 ATI	USD	134	90.10	86.40	12,073.09	11,577.60	- 495.49	96.48	0.8
ALLIANT CORP 018802-10-8 LNT	USD	151	26.33	40.69	3,975.71	6,144.19	2,168.48	191.77	3.1
ALLSTATE CORP 020002-10-1 ALL	USD	785	55.13	52.23	43,276.33	41,000.55 298.30	- 2,275.78	1,193.20	2.9
AMEREN CORPORATION 023608-10-2 AEE	USD	263	51.62	54.21	13,577.35	14,257.23	679.88	668.02	4.7
AMERICAN ELECTRIC POWER CO 025537-10-1 AEP	USD	525	42.86	46.56	22,502.38	24,444.00	1,941.62	861.00	3.5
AMERICAN EXPRESS CO 025816-10-9 AXP	USD	1,588	49.81	52.02	79,103.42	82,607.76	3,504.34	1,143.36	1.4
AMERICAN FINANCIAL GROUP INC OHIO 025932-10-4 AFG	USD	93	36.60	28.88	3,403.34	2,685.84	- 717.50	37.20	1.4
AMERICAN INTERNATIONAL GROUP INC 026874-10-7 AIG	USD	3,443	65.72	58.30	226,269.61	200,726.90	- 25,542.71	2,754.40	1.4
AMERISOURCEBERGEN CORP 03073E-10-5 ABC	USD	255	43.80	44.87	11,169.90	11,441.85	271.95	76.50	0.7

Account Number

January 01, 2007 - December 31, 2007

**Equity Holdings in Alphabetical Order** continued

Description Cusip/Symbol	Currency	Quantity	Unit Cost	Current Market Price	Tax Cost USD	Current Market	Unrealized	Estimated	
						Value USD			
						Accrued Dividends USD		Income USD	Yield %
ANADARKO PETROLEUM CORP 032511-10-7 APC	USD	612	46.59	65.69	28,511.94	40,202.28	11,690.34	220.32	0.5
ANHEUSER-BUSCH COMPANIES INC 035229-10-3 BUD	USD	1,021	42.31	52.34	43,193.46	53,439.14	10,245.68	1,347.72	2.5
APACHE CORP 037411-10-5 APA	USD	437	66.36	107.54	28,998.46	46,994.98	17,996.52	262.20	0.6
APARTMENT INVESTMENT & MANAGEMENT CO CL A 03748R-10-1 AIV	USD	125	37.79	34.73	4,723.16	4,341.25 313.75	- 381.91	300.00	6.9
APOLLO GROUP INC CL A 037604-10-5 APOL	USD	186	40.70	70.15	7,569.27	13,047.90	5,478.63		N/A
APPLERA CORP-APPLIED BIOSYSTEMS 038020-10-3 ABI	USD	243	25.17	33.92	6,116.24	8,242.56 10.33	2,126.32	41.31	0.5
APPLIED MATERIALS INC 038222-10-5 AMAT	USD	1,850	16.92	17.76	31,299.96	32,856.00	1,556.04	444.00	1.4
AQUILA INC 03840P-10-2 ILA	USD	464	3.48	3.73	1,614.58	1,730.72	116.14		N/A
ARCHER DANIELS MIDLAND CO 039483-10-2 ADM	USD	873	32.06	46.43	27,985.83	40,533.39	12,547.56	401.58	1.0
ARVINMERITOR INC 043353-10-1 ARM	USD	100	18.23	11.73	1,823.00	1,173.00	- 650.00	40.00	3.4
ASHLAND INC 044209-10-4 ASH	USD	76	68.67	47.43	5,218.54	3,604.68	- 1,613.86	83.60	2.3

Account Number:

January 01, 2007 - December 31, 2007

**Equity Holdings in Alphabetical Order** continued

Description Cusip/Symbol	Currency	Quantity	Unit Cost	Current Market Price	Tax Cost USD	Current Market Value USD		Unrealized Gain/Loss USD	Estimated Annual Dividend	
						Accrued Dividends	USD		Income USD	Yield %
AT&T INC 00206R-10-2 T	USD	8,244	21.84	41.56	180,047.60	342,620.64		162,573.04	13,190.40	3.8
AUTODESK INC 052769-10-6 ADSK	USD	297	45.40	49.76	13,483.39	14,778.72		1,295.33	2,673.00	18.1
AUTOZONE INC 053332-10-2 AZO	USD	70	86.59	119.91	6,061.01	8,393.70		2,332.69		N/A
AVIS BUDGET GROUP INC 053774-10-5 CAR	USD	128	25.63	13.00	3,280.95	1,664.00		- 1,616.95		N/A
AVON PRODUCTS INC 054303-10-2 AVP	USD	578	27.67	39.53	15,991.29	22,848.34		6,857.05	427.72	1.9
BAKER HUGHES INC 057224-10-7 BHI	USD	437	59.38	81.10	25,950.38	35,440.70		9,490.32	227.24	0.6
BANK OF AMERICA CORP 060505-10-4 BAC	USD	6,001	44.54	41.26	267,286.37	247,601.26		- 19,685.11	15,362.56	6.2
BAXTER INTERNATIONAL INC 071813-10-9 BAX	USD	869	38.20	58.05	33,197.20	50,445.45 189.01		17,248.25	756.03	1.5
BB & T CORP 054937-10-7 BBT	USD	751	42.41	30.67	31,852.21	23,033.17		- 8,819.04	1,381.84	6.0
BECTON DICKINSON & CO 075887-10-9 BDX	USD	327	82.05	83.58	26,830.28	27,330.66 93.20		500.38	372.78	1.4
BEMIS INC 081437-10-5 BMS	USD	133	26.19	27.38	3,483.23	3,641.54		158.31	111.72	3.1
BEST BUY INC 086516-10-1 BBY	USD	487	43.48	52.65	21,174.74	25,640.55		4,465.81	253.24	1.0

Account Number:

January 01, 2007 - December 31, 2007

**Equity Holdings in Alphabetical Order** continued

Description Cusip/Symbol	Currency	Quantity	Unit Cost	Current Market Price	Tax Cost USD	Current Market	Unrealized	Estimated	
						Value USD Accrued Dividends USD			
BOEING CO 097023-10-5 BA	USD	1,052	66.73	87.46	70,196.16	92,007.92	21,811.76	1,683.20	1.8
BORDERS GROUP INC 099709-10-7 BGP	USD	87	20.14	10.65	1,752.15	926.55 9.57	- 825.60	38.28	4.1
BOSTON PROPERTIES INC 101121-10-1 BXP	USD	154	93.72	91.81	14,432.83	14,138.74 1,025.64	- 294.09	418.88	3.0
BRISTOL MYERS SQUIBB CO 110122-10-8 BMY	USD	2,689	21.64	26.52	58,189.79	71,312.28	13,122.49	3,334.36	4.7
CA INC 12673P-10-5 CA 100 Reserved Corp Action	USD	563	28.06	24.95	15,797.23	14,046.85	- 1,750.38	90.08	0.6
CAMPBELL SOUP CO 134429-10-9 CPB	USD	314	31.31	35.73	9,830.12	11,219.22 69.08	1,389.10	276.32	2.5
CELGENE CORPORATION 151020-10-4 CELG	USD	500	57.53	46.21	28,765.00	23,105.00	- 5,660.00		N/A
CHESAPEAKE ENERGY CORP 165167-10-7 CHK	USD	552	28.95	39.20	15,979.18	21,638.40 37.26	5,659.22	149.04	0.7
CHEVRON CORP 166764-10-0 CVX	USD	2,883	59.71	93.33	172,148.57	269,070.39	96,921.82	6,688.56	2.5
CIGNA CORP 125509-10-9 CI	USD	380	37.18	53.73	14,127.58	20,417.40 3.80	6,289.82	15.20	0.1
CINCINNATI BELL INC 171871-10-6 CBB	USD	328	4.60	4.75	1,507.16	1,558.00	50.84		N/A
CINTAS CORP 172908-10-5 CTAS	USD	177	42.08	33.62	7,447.82	5,950.74	- 1,497.08	69.03	1.2

Account Number: Q 55261-00-4

January 01, 2007 - December 31, 2007

**Equity Holdings in Alphabetical Order** continued

Description Cusip/Symbol	Currency	Quantity	Unit Cost	Current Market Price	Tax Cost USD	Current Market Value USD		Unrealized Gain/Loss USD	Estimated Annual Dividend	
						Accrued Dividends	USD		Income USD	Yield %
CISCO SYSTEMS INC 17275R-10-2 CSCO	USD	8,236	18.02	27.07	148,407.91	222,948.52		74,540.61		N/A
CIT GROUP INC 125581-10-8 CIT	USD	256	55.25	24.03	14,144.81	6,151.68		- 7,993.13	256.00	4.2
CITRIX SYSTEMS INC 177376-10-0 CTXS	USD	234	28.90	38.01	6,761.60	8,894.34		2,132.74		N/A
CITY NATIONAL CORP 178566-10-5 CYN	USD	51	72.85	59.55	3,715.33	3,037.05		- 678.28	93.84	3.1
CLOROX CO 189054-10-9 CLX	USD	194	54.70	65.17	10,611.71	12,642.98		2,031.27	310.40	2.5
COCA COLA CO 191216-10-0 KO	USD	2,672	42.65	61.37	113,962.97	163,980.64		50,017.67	3,633.92	2.2
COCA COLA ENTERPRISES INC 191219-10-4 CCE	USD	368	20.44	26.03	7,521.02	9,579.04		2,058.02	88.32	0.9
COLGATE PALMOLIVE CO 194162-10-3 CL	USD	683	52.64	77.96	35,954.70	53,246.68		17,291.98	983.52	1.8
COLLECTIVE BRANDS INC 19421W-10-0 PSS	USD	85	19.33	17.39	1,643.02	1,478.15		- 164.87		N/A
COLONIAL BANCGROUP INC 195493-30-9 CNB	USD	198	24.07	13.54	4,765.55	2,680.92		- 2,084.63	148.50	5.5
COMCAST CORP CL A 20030N-10-1 CMCS A	USD	4,150	18.54	18.26	76,924.76	75,779.00		- 1,145.76		N/A
COMERICA INC 200340-10-7 CMA	USD	200	59.18	43.53	11,836.00	8,706.00 128.00		- 3,130.00	512.00	5.9

Account Number:

January 01, 2007 - December 31, 2007

**Equity Holdings in Alphabetical Order** continued

Description Cusip/Symbol	Currency	Quantity	Unit Cost	Current Market Price	Tax Cost USD	Current Market Value USD	Unrealized Gain/Loss USD	Estimated	
						Accrued Dividends USD		Annual Income USD	Dividend Yield %
COMMERCE BANCORP INC N J 200519-10-6 CBH	USD	238	31.09	38.14	7,399.59	9,077.32	1,677.73	123.76	1.4
COMMERCIAL METALS CO 201723-10-3 CMC	USD	154	25.69	29.45	3,956.57	4,535.30	578.73	73.92	1.6
COMMScope INC 203372-10-7 CTV	USD	79	28.69	49.21	2,266.12	3,887.59	1,621.47		N/A
COMPUWARE CORP 205638-10-9 CPWR	USD	482	8.18	8.88	3,942.62	4,280.16	337.54		N/A
CONAGRA FOODS INC 205887-10-2 CAG	USD	666	23.22	23.79	15,464.34	15,844.14	379.80	506.16	3.2
CONOCOPHILLIPS 20825C-10-4 COP	USD	2,185	67.42	88.30	147,306.17	192,935.50	45,629.33	3,583.40	1.9
CONSOLIDATED EDISON INC 209115-10-4 ED	USD	380	45.94	48.85	17,455.75	18,563.00	1,107.25	881.60	4.7
CONVERGYS CORP 212485-10-6 CVG	USD	174	16.29	16.46	2,834.41	2,864.04	29.63		N/A
COOPER INDUSTRIES LTD CL A G24182-10-0 CBE	USD	242	45.78	52.88	11,079.14	12,796.96 50.82	1,717.82	203.28	1.6
CORNING INC 219350-10-5 GLW	USD	2,112	24.65	23.99	52,060.77	50,666.88	- 1,393.89	422.40	0.8
COSTCO WHOLESALE CORP 22160K-10-5 COST	USD	605	48.81	69.76	29,529.69	42,204.80	12,675.11	350.90	0.8
COUNTRYWIDE FINANCIAL CORP 222372-10-4 CFC	USD	814	32.89	8.94	26,769.96	7,277.16	- 19,492.80	488.40	6.7

Account Number. :

January 01, 2007 - December 31, 2007

**Equity Holdings in Alphabetical Order** continued

Description Cusip/Symbol	Currency	Quantity	Unit Cost	Current Market Price	Tax Cost USD	Current Market Value USD		Unrealized Gain/Loss USD	Estimated Annual Dividend	
						Accrued Dividends			Income USD	Yield %
COVIDIEN LIMITED G2552X-10-8 COV	USD	676	38.94	44.29	26,322.73	29,940.04		3,617.31	432.64	1.4
CSX CORP 126408-10-3 CSX	USD	568	24.08	43.98	13,677.88	24,980.64		11,302.76	340.80	1.4
CUMMINS INC 231021-10-6 CMI	USD	144	46.33	127.37	6,671.45	18,341.28		11,669.83	144.00	0.8
CVS/CAREMARK CORPORATION 126650-10-0 CVS	USD	1,988	30.08	39.75	59,795.35	79,023.00		19,227.65	477.12	0.6
CYPRESS SEMICONDUCTOR CORP 232806-10-9 CY	USD	246	16.27	36.03	4,003.45	8,863.38		4,859.93		N/A
DARDEN RESTAURANTS INC 237194-10-5 DRI	USD	204	33.85	27.71	6,905.45	5,652.84		- 1,252.61	146.83	2.6
DEERE & CO 244199-10-5 DE	USD	600	31.23	93.12	18,737.91	55,872.00 150.00		37,134.09	600.00	1.1
DELL INC 24702R-10-1 DELL	USD	3,050	29.47	24.51	89,880.93	74,755.50		- 15,125.43		N/A
DELUXE CORP 248019-10-1 DLX	USD	63	33.73	32.89	2,124.97	2,072.07		- 52.90	63.00	3.0
DEVON ENERGY CORP 25179M-10-3 DVN	USD	611	67.34	88.91	41,142.38	54,324.01		13,181.63	342.16	0.6
DILLARDS INC CL A 254067-10-1 DDS	USD	81	34.85	18.78	2,822.45	1,521.18 3.24		- 1,301.27	12.96	0.9
DISCOVER FINANCIAL SERVICES 254709-10-8 DFS	USD	641	17.39	15.08	11,149.45	9,666.28 38.46		- 1,483.17	76.92	0.8

Account Number

January 01, 2007 - December 31, 2007

**Equity Holdings in Alphabetical Order** continued

Description Cusip/Symbol	Currency	Quantity	Unit Cost	Current Market Price	Tax Cost USD	Current Market Value USD		Unrealized Gain/Loss USD	Estimated Annual Dividend	
						Accrued Dividends	USD		Income USD	Yield %
DOMINION RESOURCES INC VA 25746U-10-9 D	USD	800	41.90	47.45	33,518.85	37,960.00		4,441.15	1,264.00	3.3
DOW CHEMICAL CO 260543-10-3 DOW	USD	1,267	44.93	39.42	56,922.12	49,945.14		- 6,976.98	2,128.56	4.3
DTE ENERGY CO 233331-10-7 DTE	USD	228	42.73	43.96	9,741.64	10,022.88		281.24	483.36	4.8
DUKE ENERGY CORP 26441C-10-5 DUK	USD	1,746	15.37	20.17	26,828.22	35,216.82		8,388.60	1,536.48	4.4
DYNEGY INC CL A 26817G-10-2 DYN	USD	574	5.38	7.14	3,087.47	4,098.36		1,010.89		N/A
E I DU PONT DE NEMOURS & CO 263534-10-9 DD	USD	1,236	43.17	44.09	53,361.27	54,495.24		1,133.97	2,027.04	3.7
E M C CORP MASS 268648-10-2 EMC	USD	2,816	13.83	18.53	38,938.32	52,180.48		13,242.16		N/A
E W SCRIPPS COMPANY CL A 811054-20-4 SSP	USD	112	44.90	45.01	5,028.41	5,041.12		12 71	62 72	1 2
EASTMAN KODAK CO 277461-10-9 EK	USD	369	22.42	21.87	8,274.81	8,070.03		- 204.78	184.50	2.3
EATON CORP 278058-10-2 ETN	USD	198	75.42	96.95	14,933.09	19,196.10		4,263.01	340.56	1.8
EBAY INC 278642-10-3 EBAY	USD	1,546	40.66	33.19	62,857.09	51,311.74		- 11,545 35		N/A

Account Number:

January 01, 2007 - December 31, 2007

**Equity Holdings in Alphabetical Order** continued

Description Cusip/Symbol	Currency	Quantity	Unit Cost	Current Market Price	Tax Cost USD	Current Market Value USD		Unrealized Gain/Loss USD	Estimated Annual Dividend	
						Accrued Dividends	USD		Income USD	Yield %
ECOLAB INC 278865-10-0 ECL	USD	235	33.17	51.21	7,795.84	12,034.35 30.55		4,238.51	122.20	1.0
EDISON INTERNATIONAL 281020-10-7 EIX	USD	433	45.50	53.37	19,700.27	23,109.21 132.07		3,408.94	528.26	2.3
EDWARDS LIFESCIENCES CORP 28176E-10-8 EW	USD	74	42.00	45.99	3,107.98	3,403.26		295.28		N/A
EL PASO CORP 28336L-10-9 EP	USD	1,000	15.45	17.24	15,454.00	17,240.00 40.00		1,786.00	160.00	0.9
ELECTRONIC DATA SYSTEMS CORP 285661-10-4 EDS	USD	712	24.55	20.73	17,482.03	14,759.76		- 2,722.27	142.40	1.0
ELI LILLY & CO 532457-10-8 LLY	USD	1,349	50.43	53.39	68,025.82	72,023.11		3,997.29	2,536.12	3.5
EMBARQ CORP 29078E-10-5 EQ	USD	191	45.41	49.53	8,673.99	9,460.23		786.24	477.50	5.0
ENTERGY CORP 29364G-10-3 ETR	USD	275	71.22	119.52	19,584.48	32,868.00		13,283.52	825.00	2.5
EOG RESOURCES INC 26875P-10-1 EOG	USD	323	71.30	89.25	23,031.07	28,827.75		5,796.68	116.28	0.4
EQUITABLE RESOURCES INC 294549-10-0 EQT	USD	151	38.75	53.28	5,851.20	8,045.28		2,194.08	132.88	1.7
EQUITY RESIDENTIAL S/B/I 29476L-10-7 EQR	USD	388	38.81	36.47	15,058.78	14,150.36 187.21		- 908.42	748.84	5.3

Account Number

January 01, 2007 - December 31, 2007

**Equity Holdings in Alphabetical Order** continued

Description Cusip/Symbol	Currency	Quantity	Unit Cost	Current Market Price	Tax Cost USD	Current Market Value USD		Unrealized Gain/Loss USD	Estimated Annual Dividend	
						Accrued Dividends	USD		Income USD	Yield %
EXPRESS SCRIPTS INC CL A 302182-10-0 ESRX	USD	372	38.94	73.00	14,484.72	27,156.00		12,671.28		N/A
FAIRCHILD SEMICON INTERNATIONAL 303726-10-3 FCS	USD	167	16.41	14.43	2,741.05	2,409.81		- 331.24		N/A
FEDERAL NATIONAL MORTGAGE ASSN 313586-10-9 FNM	USD	1,328	48.02	39.98	63,771.36	53,093.44		- 10,677.92	2,656.00	5.0
FEDEX CORP 31428X-10-6 FDX	USD	423	96.42	89.17	40,786.35	37,718.91 42.30		- 3,067.44	169.20	0.4
FIRST HORIZON NATIONAL CORPORATION 320517-10-5 FHN	USD	165	41.78	18.15	6,893.38	2,994.75 74.25		- 3,898.63	297.00	9.9
FLUOR CORP 343412-10-2 FLR	USD	117	81.49	145.72	9,534.44	17,049.24 23.40		7,514.80	93.60	0.5
FMC CORP 302491-30-3 FMC	USD	100	26.07	54.55	2,606.59	5,455.00 10.50		2,848.41	42.00	0.8
FORD MOTOR CO 345370-86-0 F	USD	2,819	8.31	6.73	23,414.73	18,971.87		- 4,442.86		N/A
FPL GROUP INC 302571-10-4 FPL	USD	539	42.39	67.78	22,847.94	36,533.42		13,685.48	883.96	2.4
FREDDIE MAC FORMERLY KNOWN AS FEDERAL HOME LOAN MORTGAGE CORP 313400-30-1 FRE	USD	873	60.31	34.07	52,647.28	29,743.11		- 22,904.17	873.00	2.9
GANNETT CO 364730-10-1 GCI	USD	303	64.81	39.00	19,637.34	11,817.00 121.20		- 7,820.34	484.80	4.1

Account Number

January 01, 2007 - December 31, 2007

**Equity Holdings in Alphabetical Order** continued

Description Cusip/Symbol	Currency	Quantity	Unit Cost	Current Market Price	Tax Cost USD	Current Market Value USD		Unrealized Gain/Loss USD	Estimated Annual Dividend	
						Accrued Dividends	USD		Income USD	Yield %
GAP INC 364760-10-8 GPS	USD	706	17.10	21.28	12,072.38	15,023.68		2,951.30	225.92	1.5
GENERAL DYNAMICS CORP 369550-10-8 GD	USD	537	74.38	88.99	39,942.79	47,787.63		7,844.84	622.92	1.3
GENERAL ELECTRIC CO 369604-10-3 GE	USD	13,839	34.06	37.07	471,344.11	513,011.73 4,290.09		41,667.62	17,160.36	3.3
GENERAL MILLS INC 370334-10-4 GIS	USD	457	48.06	57.00	21,964.68	26,049.00		4,084.32	712.92	2.7
GENERAL MOTORS CORP 370442-10-5 GM	USD	751	26.81	24.89	20,131.41	18,692.39		- 1,439.02	751.00	4.0
GENZYME CORP GENL DIVISION 372917-10-4 GENZ	USD	354	61.96	74.44	21,932.88	26,351.76		4,418.88		N/A
GILEAD SCIENCES INC 375558-10-3 GILD	USD	1,244	26.24	46.01	32,637.19	57,236.44		24,599.25		N/A
GOLDMAN SACHS GROUP INC 38141G-10-4 GS	USD	545	199.42	215.05	108,684.67	117,202.25		8,517.58	763.00	0.7
GOODRICH CORP 382388-10-6 GR	USD	166	45.88	70.61	7,615.25	11,721.26 37.35		4,106.01	149.40	1.3
GOODYEAR TIRE & RUBBER CO 382550-10-1 GT	USD	319	21.98	28.22	7,011.44	9,002.18		1,990.74		N/A
GOOGLE INC CL A 38259P-50-8 GOOG	USD	312	568.15	691.48	177,261.24	215,741.76		38,480.52		N/A

Account Number:

January 01, 2007 - December 31, 2007

**Equity Holdings in Alphabetical Order** continued

Description Cusip/Symbol	Currency	Quantity	Unit Cost	Current Market Price	Tax Cost USD	Current Market Value USD		Unrealized Gain/Loss USD	Estimated Annual Dividend	
						Accrued Dividends	USD		Income USD	Yield %
GRANITE CONSTRUCTION INC 387328-10-7 GVA	USD	41	35.59	36.18	1,459.18	1,483.38 5.33		24.20	21.32	1.4
GREAT PLAINS ENERGY INC 391164-10-0 GXP	USD	102	28.49	29.32	2,905.79	2,990.64		84.85	169.32	5.7
H J HEINZ CO 423074-10-3 HNZ	USD	430	35.39	46.68	15,216.02	20,072.40 163.40		4,856.38	653.60	3.3
HALLIBURTON CO 406216-10-1 HAL	USD	1,195	32.33	37.91	38,629.93	45,302.45		6,672.52	430.20	0.9
HANOVER INSURANCE GROUP INC 410867-10-5 THG	USD	66	38.51	45.80	2,541.64	3,022.80		481.16	26.40	0.9
HARLEY DAVIDSON INC 412822-10-8 HOG	USD	345	51.29	46.71	17,695.68	16,114.95		- 1,580.73	414.00	2.6
HARRAHS ENTERTAINMENT INC 413619-10-7 HET	USD	247	82.71	88.75	20,428.79	21,921.25		1,492.46	395.20	1.8
HARRIS CORP DEL 413875-10-5 HRS	USD	172	42.27	62.68	7,269.96	10,780.96		3,511.00	103.20	1.0
HARTFORD FINANCIAL SERVICES GROUP INC 416515-10-4 HIG	USD	421	81.72	87.19	34,402.08	36,706.99 223.13		2,304.91	892.52	2.4
HERMAN MILLER INC 600544-10-0 MLHR	USD	86	28.80	32.39	2,476.77	2,785.54 7.57		308.77	30.27	1.1
HESS CORP 42809H-10-7 HES	USD	359	52.10	100.86	18,705.43	36,208.74 35.90		17,503.31	143.60	0.4
HEWLETT-PACKARD CO 428236-10-3 HPQ	USD	3,462	28.77	50.48	99,603.41	174,761.76 276.96		75,158.35	1,107.84	0.6

Account Number:

January 01, 2007 - December 31, 2007

**Equity Holdings in Alphabetical Order** continued

Description Cusip/Symbol	Currency	Quantity	Unit Cost	Current Market Price	Tax Cost USD	Current Market Value USD		Unrealized Gain/Loss USD	Estimated Annual Dividend	
						Accrued Dividends	USD		Income USD	Yield %
HNI CORP 404251-10-0 HNI	USD	65	44.81	35.06	2,912.33	2,278.90		- 633.43	50.70	2.2
HOME DEPOT INC 437076-10-2 HD	USD	2,243	38.73	26.94	86,861.44	60,426.42		- 26,435.02	2,018.70	3.3
HONEYWELL INTERNATIONAL INC 438516-10-6 HON	USD	1,005	35.43	61.57	35,606.85	61,877.85		26,271.00	1,005.00	1.6
HOSPIRA INC 441060-10-0 HSP	USD	199	41.11	42.64	8,180.83	8,485.36		304.53		N/A
HUMANA INC 444859-10-2 HUM	USD	236	46.57	75.31	10,990.56	17,773.16		6,782.60		N/A
HUNTINGTON BANCSHARES INC 446150-10-4 HBAN	USD	515	23.07	14.76	11,879.05	7,601.40 136.48		- 4,277.65	545.90	7.2
ILLINOIS TOOL WORKS INC 452308-10-9 ITW	USD	561	44.35	53.54	24,878.32	30,035.94 157.08		5,157.62	628.37	2.1
IMATION CORP 45245A-10-7 IMN	USD	42	43.02	21.00	1,806.83	882.00		- 924.83	26.88	3.0
INDYMAC BANCORP INC 456607-10-0 IMB	USD	84	35.58	5.95	2,988.50	499.80		- 2,488.70	84.00	16.8
INTEGRATED DEVICE TECHNOLOGY INC 458118-10-6 IDTI	USD	347	11.34	11.31	3,935.99	3,924.57		- 11.42		N/A
INTEGRYS ENERGY GROUP INC 45822P-10-5 TEG	USD	100	54.42	51.69	5,442.06	5,169.00		- 273.06	264.00	5.1
INTEL CORP 458140-10-0 INTC	USD	7,841	23.69	26.66	185,776.78	209,041.06		23,264.28	3,528.45	1.7

Account Number:

January 01, 2007 - December 31, 2007

**Equity Holdings in Alphabetical Order** continued

Description Cusip/Symbol	Currency	Quantity	Unit Cost	Current Market Price	Tax Cost USD	Current Market	Unrealized	Estimated	Annual Dividend
						Value USD Accrued Dividends USD			
INTERNATIONAL BUSINESS MACHINES CORP 459200-10-1 IBM	USD	1,827	82.92	108.10	151,497.74	197,498.70	46,000.96	2,923.20	1.5
INTUIT INC 461202-10-3 INTU	USD	450	23.96	31.61	10,781.93	14,224.50	3,442.57		N/A
J C PENNEY INC 708160-10-6 JCP	USD	301	54.01	43.99	16,256.65	13,240.99	- 3,015.66	240.80	1.8
J M SMUCKER CO 832696-40-5 SJM	USD	73	45.68	51.44	3,334.62	3,755.12	420.50	87.60	2.3
J P MORGAN CHASE & CO 46625H-10-0 JPM	USD	4,544	37.42	43.65	170,032.63	198,345.60	28,312.97	6,906.88	3.5
JOHNSON & JOHNSON 478160-10-4 JNJ	USD	3,915	61.21	66.70	239,650.96	261,130.50	21,479.54	6,498.90	2.5
JOHNSON CONTROLS INC 478366-10-7 JCI	USD	780	23.18	36.04	18,079.79	28,111.20 101.40	10,031.41	405.60	1.4
KB HOME 48666K-10-9 KBH	USD	96	67.08	21.60	6,439.65	2,073.60	- 4,366.05	96.00	4.6
KELLOGG CO 487836-10-8 K	USD	338	44.51	52.43	15,043.63	17,721.34	2,677.71	419.12	2.4
KEYCORP 493267-10-8 KEY	USD	519	32.39	23.45	16,810.80	12,170.55	- 4,640.25	778.50	6.4
KIMBERLY-CLARK CORP 494368-10-3 KMB	USD	571	56.85	69.34	32,461.18	39,593.14 302.63	7,131.96	1,210.52	3.1
KRAFT FOODS INC A 50075N-10-4 KFT	USD	2,117	35.25	32.63	74,618.53	69,077.71 571.59	- 5,540.82	2,286.36	3.3

Account Number:

January 01, 2007 - December 31, 2007

**Equity Holdings in Alphabetical Order** continued

Description Cusip/Symbol	Currency	Quantity	Unit Cost	Current Market Price	Tax Cost USD	Current Market Value USD	Unrealized Gain/Loss USD	Estimated Annual Dividend Income USD	Yield %
						Accrued Dividends USD			
LENNAR CORP 526057-10-4 LEN	USD	183	51.73	17.89	9,466.14	3,273.87	- 6,192.27	117.12	3.6
LEXMARK INTERNATIONAL INC CL A 529771-10-7 L XK	USD	140	41.79	34.86	5,850.56	4,880.40	- 970.16		N/A
LINCOLN NATIONAL CORP 534187-10-9 LNC	USD	381	52.92	58.22	20,161.90	22,181.82	2,019.92	632.46	2.9
LIZ CLAIBORNE INC 539320-10-1 LIZ	USD	133	35.64	20.35	4,740.08	2,706.55	- 2,033.53	29.92	1.1
LOCKHEED MARTIN CORP 539830-10-9 LMT	USD	469	61.14	105.26	28,677.00	49,366.94	20,689.94	787.92	1.6
LOWES COMPANIES INC 548661-10-7 LOW	USD	2,022	30.56	22.62	61,795.95	45,737.64	- 16,058.31	647.04	1.4
MACYS INC 55616P-10-4 M	USD	610	32.25	25.87	19,675.46	15,780.70 79.30	- 3,894.76	317.20	2.0
MANPOWER INC WISCONSIN 56418H-10-0 MAN	USD	113	75.05	56.90	8,480.94	6,429.70	- 2,051.24	83.62	1.3
MARATHON OIL CORP 565849-10-6 MRO	USD	975	46.58	60.86	45,419.66	59,338.50	13,918.84	936.00	1.6
MARRIOTT INTERNATIONAL INC CL A 571903-20-2 MAR	USD	461	31.75	34.18	14,635.16	15,756.98 34.58	1,121.82	138.30	0.9
MASCO CORP 574599-10-6 MAS	USD	509	28.38	21.61	14,446.12	10,999.49	- 3,446.63	468.28	4.3

Account Number:

January 01, 2007 - December 31, 2007

**Equity Holdings in Alphabetical Order** continued

Description Cusip/Symbol	Currency	Quantity	Unit Cost	Current Market Price	Tax Cost USD	Current Market Value USD		Unrealized Gain/Loss USD	Estimated Annual Dividend	
						Accrued Dividends	USD		Income USD	Yield %
MATTEL INC 577081-10-2 MAT	USD	530	16.26	19.04	8,617.02	10,091.20		1,474.18	397.50	3.9
MC CORMICK & CO INC NON-VOTING 579780-20-6 MKC	USD	174	35.97	37.91	6,258.58	6,596.34	38.28	337.76	153.12	2.3
MC DONALDS CORP 580135-10-1 MCD	USD	1,600	33.46	58.91	53,528.24	94,256.00		40,727.76	2,400.00	2.5
MCAFEE INC 579064-10-6 MFE	USD	208	27.13	37.50	5,643.02	7,800.00		2,156.98		N/A
MCGRAW-HILL COMPANIES INC 580645-10-9 MHP	USD	470	51.40	43.81	24,159.08	20,590.70		- 3,568.38	385.40	1.9
MCKESSON CORP 58155Q-10-3 MCK	USD	390	45.77	65.51	17,849.21	25,548.90	23.40	7,699.69	93.60	0.4
MEDTRONIC INC 585055-10-6 MDT	USD	1,523	55.61	50.27	84,692.33	76,561.21		- 8,131.12	761.50	1.0
MENTOR GRAPHICS CORP 587200-10-6 MENT	USD	198	11.37	10.78	2,251.83	2,134.44		- 117.39		N/A
MERCK & CO INC 589331-10-7 MRK	USD	2,922	30.32	58.11	88,587.49	169,797.42	1,110.36	81,209.93	4,441.44	2.6
MERCURY GENERAL CORP 589400-10-0 MCY	USD	44	58.34	49.81	2,566.95	2,191.64		- 375.31	91.52	4.2
MEREDITH CORP 589433-10-1 MDP	USD	51	56.35	54.98	2,873.60	2,803.98		- 69.62	37.74	1.3
METLIFE INC 59156R-10-8 MET	USD	1,010	50.19	61.62	50,695.11	62,236.20		11,541.09	747.40	1.2

Account Number:

January 01, 2007 - December 31, 2007

**Equity Holdings in Alphabetical Order** continued

Description Cusip/Symbol	Currency	Quantity	Unit Cost	Current Market Price	Tax Cost USD	Current Market Value USD		Unrealized Gain/Loss USD	Estimated Annual Dividend	
						Accrued Dividends USD			Income USD	Yield %
MICRON TECHNOLOGY INC 595112-10-3 MU	USD	1,002	14.27	7.25	14,294.09	7,264.50		- 7,029.59		N/A
MICROSOFT CORP 594918-10-4 MSFT	USD	10,895	26.36	35.60	287,152.63	387,862.00		100,709.37	4,793.80	1.2
MILLENNIUM PHARMACEUTICALS INC 599902-10-3 MLNM	USD	506	10.87	14.98	5,498.23	7,579.88		2,081.65		N/A
MILLIPORE CORP 601073-10-9 MIL	USD	68	62.72	73.18	4,264.71	4,976.24		711.53		N/A
MINERALS TECHNOLOGIES INC 603158-10-6 MTX	USD	25	55.00	66.95	1,374.99	1,673.75		298.76	5.00	0.3
MODINE MANUFACTURING CO 607828-10-0 MOD	USD	43	33.46	16.51	1,438.77	709.93		- 728.84	30.10	4.2
MONSTER WORLDWIDE INC 611742-10-7 MNST	USD	165	35.55	32.40	5,865.47	5,346.00		- 519.47		N/A
MORGAN STANLEY 617446-44-8 MS	USD	1,413	44.75	53.11	63,232.14	75,044.43		11,812.29	1,526.04	2.0
MOTOROLA INC 620076-10-9 MOT	USD	3,108	22.83	16.04	70,962.31	49,852.32 155.40		- 21,109.99	621.60	1.2
NATIONAL INSTRUMENTS CORP 636518-10-2 NATI	USD	68	24.46	33.33	1,663.26	2,266.44		603.18	27.20	1.2
NATIONAL SEMICONDUCTOR CORP 637640-10-3 NSM	USD	323	22.70	22.64	7,332.10	7,312.72 19.38		- 19.38	77.52	1.1
NEW YORK TIMES CO A 650111-10-7 NYT	USD	180	28.36	17.53	5,104.75	3,155.40		- 1,949.35	165.60	5.2



Account Number: .

January 01, 2007 - December 31, 2007

**Equity Holdings in Alphabetical Order** continued

Description Cusip/Symbol	Currency	Quantity	Unit Cost	Current Market Price	Tax Cost USD	Current Market Value USD		Unrealized Gain/Loss USD	Estimated Annual Dividend	
						Accrued Dividends	USD		Income USD	Yield %
NIKE INC B 654106-10-3 NKE	USD	512	43.30	64.24	22,169.02	32,890.88	117.76	10,721.86	471.04	1.4
NORDSTROM INC 655664-10-0 JWN	USD	266	46.89	36.73	12,472.56	9,770.18		- 2,702.38	143.64	1.5
NORFOLK SOUTHERN CORP 655844-10-8 NSC	USD	532	42.43	50.44	22,572.48	26,834.08		4,261.60	553.28	2.1
NORTHERN TRUST CORP 665859-10-4 NTRS	USD	267	53.63	76.58	14,318.12	20,446.86	74.76	6,128.74	299.04	1.5
NVIDIA CORP 67066G-10-4 NVDA	USD	757	13.77	34.02	10,422.82	25,753.14		15,330.32		N/A
OFFICE DEPOT INC 676220-10-6 ODP	USD	368	28.61	13.91	10,528.37	5,118.88		- 5,409.49		N/A
OFFICEMAX INC 67622P-10-1 OMX	USD	99	50.25	20.66	4,974.26	2,045.34	14.85	- 2,928.92	59.40	2.9
OGE ENERGY CORP 670837-10-3 OGE	USD	121	40.17	36.29	4,859.97	4,391.09		- 468.88	168.19	3.8
P G & E CORPORATION 69331C-10-8 PCG	USD	463	36.34	43.09	16,824.47	19,950.67	166.68	3,126.20	666.72	3.3
PARAMETRIC TECHNOLOGY CORP 699173-20-9 PMTC	USD	148	17.99	17.85	2,661.92	2,641.80		- 20.12		N/A
PATRIOT COAL CORPORATION 70336T-10-4 PCX	USD	35	25.32	41.74	886.24	1,460.90		574.66		N/A
PEABODY ENERGY CORP 704549-10-4 BTU	USD	350	36.83	61.64	12,891.52	21,574.00		8,682.48	84.00	0.4



Account Number 0000000000

January 01, 2007 - December 31, 2007

**Equity Holdings in Alphabetical Order** continued

Description Cusip/Symbol	Currency	Quantity	Unit Cost	Current Market Price	Tax Cost USD	Current Market Value USD	Unrealized Gain/Loss USD	Estimated Annual Dividend Income USD	Yield %
						Accrued Dividends USD			
PEPCO HOLDINGS INC 713291-10-2 POM	USD	244	21.29	29.33	5,194.08	7,156.52	1,962.44	253.76	3.5
PEPSI BOTTLING GROUP INC 713409-10-0 PBG	USD	176	28.76	39.46	5,062.53	6,944.96 24.64	1,882.43	98.56	1.4
PEPSICO INC 713448-10-8 PEP	USD	2,170	59.16	75.90	128,376.34	164,703.00 813.75	36,326.66	3,255.00	2.0
PERKINELMER INC 714046-10-9 PKI	USD	162	22.35	26.02	3,620.65	4,215.24	594.59	45.36	1.1
PETSMART INC 716768-10-6 PETM	USD	178	25.16	23.53	4,478.43	4,188.34	- 290.09	21.36	0.5
PFIZER INC 717081-10-3 PFE	USD	9,301	21.91	22.73	203,776.83	211,411.73	7,634.90	11,905.28	5.6
PHARMERICA CORPORATION 71714F-10-4 PMC	USD	21	16.75	13.88	351.83	291.48	- 60.35		N/A
PIER 1 IMPORTS INC 720279-10-8 PIR	USD	107	11.66	5.23	1,247.59	559.61	- 687.98	42.80	7.6
PINNACLE WEST CAPITAL CORP 723484-10-1 PNW	USD	127	40.48	42.41	5,141.07	5,386.07	245.00	266.70	5.0
PITNEY-BOWES INC 724479-10-0 PBI	USD	284	41.27	38.04	11,720.59	10,803.36	- 917.23	397.60	3.7
PLUM CREEK TIMBER COMPANY INC 729251-10-8 PCL	USD	237	38.25	46.04	9,065.44	10,911.48	1,846.04	398.16	3.6
PNM RESOURCES INC 69349H-10-7 PNM	USD	85	24.32	21.45	2,067.17	1,823.25	- 243.92	78.20	4.3



Account Number:

January 01, 2007 - December 31, 2007

**Equity Holdings in Alphabetical Order** continued

Description Cusip/Symbol	Currency	Quantity	Unit Cost	Current Market Price	Tax Cost USD	Current Market Value USD		Unrealized Gain/Loss USD	Estimated Annual Dividend	
						Accrued Dividends USD			Income USD	Yield %
POTLATCH CORPORATION 737630-10-3 PCH	USD	51	44.15	44.44	2,251.40	2,266.44		15.04	104.04	4.6
PPG INDUSTRIES INC 693506-10-7 PPG	USD	219	64.26	70.23	14,073.68	15,380.37		1,306.69	455.52	3.0
PPL CORP 69351T-10-6 PPL	USD	536	31.16	52.09	16,703.53	27,920.24 163.48		11,216.71	653.92	2.3
PRAXAIR INC 74005P-10-4 PX	USD	429	48.71	88.71	20,896.81	38,056.59		17,159.78	514.80	1.4
PRINCIPAL FINANCIAL GROUP 74251V-10-2 PFG	USD	358	58.80	68.84	21,050.85	24,644.72		3,593.87	322.20	1.3
PROCTER & GAMBLE CO 742718-10-9 PG	USD	4,219	56.12	73.42	236,769.20	309,758.98		72,989.78	5,906.60	1.9
PROGRESS ENERGY INC 743263-10-5 PGN	USD	363	43.54	48.43	15,806.25	17,580.09		1,773.84	892.98	5.1
PROTECTIVE LIFE CORP 743674-10-3 PL	USD	87	43.10	41.02	3,749.67	3,568.74		- 180.93	78.30	2.2
PRUDENTIAL FINANCIAL INC 744320-10-2 PRU	USD	631	75.65	93.04	47,734.79	58,708.24		10,973.45	725.65	1.2
PUBLIC SERVICE ENTERPRISE GROUP 744573-10-6 PEG	USD	335	63.94	98.24	21,421.34	32,910.40		11,489.06	783.90	2.4
PUGET ENERGY INC 745310-10-2 PSD	USD	155	25.63	27.43	3,971.88	4,251.65		279.77	155.00	3.6
QUALCOMM INC 747525-10-3 QCOM	USD	2,248	43.73	39.35	98,299.28	88,458.80 314.72		- 9,840.48	1,258.88	1.4



Account Number: 2, -

January 01, 2007 - December 31, 2007

**Equity Holdings in Alphabetical Order** continued

Description Cusip/Symbol	Currency	Quantity	Unit Cost	Current Market Price	Tax Cost USD	Current Market	Unrealized	Estimated	Dividend
						Value USD			
QUEST DIAGNOSTICS INC 74834L-10-0 DGX	USD	209	47.33	52.90	9,891.16	11,056.10	1,164.94	83.60	0.8
QUICKSILVER RESOURCES INC 74837R-10-4 KWK	USD	73	34.25	59.59	2,499.89	4,350.07	1,850.18		N/A
QWEST COMMUNICATIONS INTERNATIONAL INC 749121-10-9 Q	USD	2,164	4.99	7.01	10,790.27	15,169.64	4,379.37	692.48	4.6
R R DONNELLEY & SONS CO 257867-10-1 RRD	USD	298	36.56	37.74	10,894.62	11,246.52	351.90	309.92	2.8
RADIOSHACK CORP 750438-10-3 RSH	USD	167	22.73	16.86	3,795.86	2,815.62	- 980.24	41.75	1.5
RAYONIER INC 754907-10-3 RYN	USD	94	37.97	47.24	3,569.15	4,440.56	871.41	188.00	4.2
RAYTHEON CO 755111-50-7 RTN	USD	597	38.31	60.70	22,869.95	36,237.90 152.24	13,367.95	608.94	1.7
REGENCY CENTERS CORP 758849-10-3 REG	USD	92	78.39	64.49	7,211.42	5,933.08	- 1,278.34	242.88	4.1
REGIONS FINANCIAL CORP 7591EP-10-0 RF	USD	968	32.66	23.65	31,619.44	22,893.20 367.84	- 8,726.24	1,471.36	6.4
ROCKWELL AUTOMATION INC 773903-10-9 ROK	USD	205	69.51	68.96	14,249.27	14,136.80	- 112.47	237.60	1.7
ROHM & HAAS CO 775371-10-7 ROH	USD	188	43.35	53.07	8,149.95	9,977.16	1,827.21	278.24	2.8
SAFECO CORP 786429-10-0 SAF	USD	155	55.82	55.68	8,652.05	8,630.40	- 21.65	248.00	2.9



Account Number

January 01, 2007 - December 31, 2007

**Equity Holdings in Alphabetical Order** continued

Description Cusip/Symbol	Currency	Quantity	Unit Cost	Current Market Price	Tax Cost USD	Current Market	Unrealized	Estimated	
						Value USD Accrued Dividends USD		Annual Income USD	Dividend Yield %
SAFEWAY INC 786514-20-8 SWY	USD	578	23.06	34.21	13,328.81	19,773.38 39.88	6,444.57	159.52	0.8
SAKS INC 79377W-10-8 SKS	USD	176	17.22	20.76	3,030.67	3,653.76	623.09	420.64	11.5
SARA LEE CORP 803111-10-3 SLE	USD	975	15.12	16.06	14,738.03	15,658.50 102.38	920.47	409.50	2.6
SCANA CORP 80589M-10-2 SCG	USD	155	41.30	42.15	6,401.23	6,533.25 68.20	132.02	272.80	4.2
SCHERING-PLOUGH CORP 806605-10-1 SGP	USD	2,174	21.05	26.64	45,768.92	57,915.36	12,146.44	565.24	1.0
SCHLUMBERGER LTD 806857-10-8 SLB	USD	1,605	49.37	98.37	79,246.80	157,883.85 280.88	78,637.05	1,123.50	0.7
SCIENTIFIC GAMES CORP CL A 80874P-10-9 SGMS	USD	84	35.61	33.25	2,991.41	2,793.00	- 198.41		N/A
SEARS HOLDINGS CORP 812350-10-6 SHLD	USD	110	167.95	102.05	18,474.45	11,225.50	- 7,248.95		N/A
SEMPRA ENERGY 816851-10-9 SRE	USD	348	43.76	61.88	15,229.41	21,534.24 107.88	6,304.83	431.52	2.0
SIERRA PACIFIC RESOURCES NEW 826428-10-4 SRP	USD	322	13.69	16.98	4,406.81	5,467.56	1,060.75	103.04	1.9
SIMON PROPERTY GROUP INC 828806-10-9 SPG	USD	293	75.13	86.86	22,013.53	25,449.98	3,436.45	984.48	3.9
SOUTHERN CO 842587-10-7 SO	USD	1,000	36.86	38.75	36,860.00	38,750.00	1,890.00	1,610.00	4.2



Account Number:

January 01, 2007 - December 31, 2007

**Equity Holdings in Alphabetical Order** continued

Description Cusip/Symbol	Currency	Quantity	Unit Cost	Current Market Price	Tax Cost USD	Current Market Value USD		Unrealized Gain/Loss USD	Estimated Annual Dividend	
						Accrued Dividends USD			Income USD	Yield %
SOUTHWEST AIRLINES CO 844741-10-8 LUV	USD	1,054	16.40	12.20	17,284.79	12,858.80 4.74		- 4,425.99	18.97	0.1
SPRINT NEXTEL CORP 852061-10-0 S	USD	3,822	21.98	13.13	83,992.54	50,182.86		- 33,809.68	382.20	0.8
STANCORP FINANCIAL GROUP INC 852891-10-0 SFG	USD	68	47.41	50.38	3,224.21	3,425.84		201.63	48.96	1.4
STANLEY WORKS 854616-10-9 SWK	USD	108	50.34	48.48	5,436.18	5,235.84		- 200.34	133.92	2.6
STAPLES INC 855030-10-2 SPLS	USD	960	23.71	23.07	22,757.42	22,147.20		- 610.22	278.40	1.3
STARBUCKS CORP 855244-10-9 SBUX	USD	1,004	29.79	20.47	29,910.92	20,551.88		- 9,359.04		N/A
STARWOOD HOTELS & RESORTS 85590A-40-1 HOT	USD	282	62.52	44.03	17,631.97	12,416.46 253.80		- 5,215.51	253.80	2.0
STATE STREET CORP 857477-10-3 STT	USD	541	58.29	81.20	31,534.11	43,929.20 124.43		12,395.09	497.72	1.1
SUN MICROSYSTEMS INC 866810-20-3 JAVA	USD	1,248	16.39	18.13	20,457.18	22,626.24		2,169.06		N/A
SUNOCO INC 86764P-10-9 SUN	USD	170	76.99	72.44	13,088.28	12,314.80		- 773.48	187.00	1.5
SUNTRUST BANKS INC 867914-10-3 STI	USD	483	73.07	62.49	35,293.85	30,182.67		- 5,111.18	1,410.36	4.7
SUPERVALU INC 868536-10-3 SVU	USD	262	30.94	37.52	8,107.18	9,830.24		1,723.06	178.16	1.8



Account Number:

January 01, 2007 - December 31, 2007

**Equity Holdings in Alphabetical Order** continued

Description Cusip/Symbol	Currency	Quantity	Unit Cost	Current Market Price	Tax Cost USD	Current Market Value USD		Unrealized Gain/Loss USD	Estimated Annual Dividend	
						Accrued Dividends	USD		Income USD	Yield %
SYBASE INC 871130-10-0 SY	USD	112	22.53	26.09	2,523.33	2,922.08		398.75		N/A
SYMANTEC CORP 871503-10-8 SYMC	USD	1,208	18.48	16.14	22,323.98	19,497.12		- 2,826.86		N/A
SYNOPSYS INC 871607-10-7 SNPS	USD	179	18.63	25.93	3,334.72	4,641.47		1,306.75		N/A
TARGET CORP 87612E-10-6 TGT	USD	1,137	56.50	50.00	64,240.70	56,850.00		- 7,390.70	636.72	1.1
TELLABS INC 879664-10-0 TLAB	USD	575	9.87	6.54	5,673.57	3,760.50		- 1,913.07		N/A
TERADYNE INC 880770-10-2 TER	USD	244	13.94	10.34	3,401.29	2,522.96		- 878.33		N/A
TEXAS INSTRUMENTS INC 882508-10-4 TXN	USD	1,922	30.78	33.40	59,153.93	64,194.80		5,040.87	768.80	1.2
TEXTRON INC 883203-10-1 TXT	USD	332	37.03	71.30	12,293.91	23,671.60	76.36	11,377.69	305.44	1.3
THE HERSHEY COMPANY 427866-10-8 HSY	USD	228	56.01	39.40	12,769.17	8,983.20		- 3,785.97	271.32	3.0
THE TRAVELERS COMPANIES INC. 89417E-10-9 TRV	USD	882	45.68	53.80	40,288.45	47,451.60		7,163.15	1,023.12	2.2
TIMBERLAND CO CL A 887100-10-5 TBL	USD	69	30.38	18.08	2,096.20	1,247.52		- 848.68		N/A
TIME WARNER INC 887317-10-5 TWX	USD	5,007	17.62	16.51	88,228.69	82,665.57		- 5,563.12	1,251.75	1.5



Account Number

January 01, 2007 - December 31, 2007

**Equity Holdings in Alphabetical Order** continued

Description Cusip/Symbol	Currency	Quantity	Unit Cost	Current Market Price	Tax Cost USD	Current Market Value USD		Unrealized Gain/Loss USD	Estimated Annual Dividend	
						Accrued Dividends	USD		Income USD	Yield %
TJX COMPANIES INC 872540-10-9 TJX	USD	586	21.98	28.73	12,880.42		16,835.78	3,955.36	210.96	1.3
TOLL BROTHERS INC 889478-10-3 TOL	USD	167	31.20	20.06	5,209.57		3,350.02	- 1,859.55		N/A
TUPPERWARE CORP 899896-10-4 TUP	USD	66	23.36	33.03	1,541.74		2,179.98 14.52	638.24	58.08	2.7
TYCO ELECTRONICS LTD G9144P-10-5 TEL	USD	676	35.34	37.13	23,892.45		25,099.88	1,207.43	378.56	1.5
TYCO INTERNATIONAL LTD G9143X-20-8 TYC	USD	676	48.00	39.65	32,449.94		26,803.40 101.40	- 5,646.54	405.60	1.5
TYSON FOODS INC CL A 902494-10-3 TSN	USD	323	17.20	15.33	5,555.21		4,951.59	- 603.62	51.68	1.0
UDR INC 902653-10-4 UDR	USD	170	21.68	19.85	3,685.55		3,374.50	- 311.05	224.40	6.6
UNION PACIFIC CORP 907818-10-8 UNP	USD	358	72.71	125.62	26,030.94		44,971.96 157.52	18,941.02	630.08	1.4
UNITED PARCEL SERVICE INC CL B 911312-10-6 UPS	USD	1,426	74.49	70.72	106,228.83		100,846.72 598.92	- 5,382.11	2,395.68	2.4
UNITED STATES STEEL CORP 912909-10-8 X	USD	157	72.56	120.91	11,391.50		18,982.87	7,591.37	125.60	0.7
UNITED TECHNOLOGIES CORP 913017-10-9 UTX	USD	1,333	52.26	76.54	69,665.15		102,027.82	32,362.67	1,706.24	1.7

Account Number:

January 01, 2007 - December 31, 2007

**Equity Holdings in Alphabetical Order** continued

Description Cusip/Symbol	Currency	Quantity	Unit Cost	Current Market Price	Tax Cost USD	Current Market Value USD		Unrealized Gain/Loss USD	Estimated Annual Dividend	
						Accrued Dividends	USD		Income USD	Yield %
VALASSIS COMMUNICATIONS INC 918866-10-4 VCI	USD	62	31.30	11.69	1,940.58	724.78		- 1,215.80		N/A
VALERO ENERGY CORP 91913Y-10-0 VLO	USD	753	55.94	70.03	42,119.28	52,732.59		10,613.31	361.44	0.7
VALSPAR CORP 920355-10-4 VAL	USD	135	27.90	22.54	3,766.58	3,042.90 18.90		- 723.68	75.60	2.5
VECTREN CORP 92240G-10-1 VVC	USD	94	27.12	29.01	2,549.25	2,726.94		177.69	122.20	4.5
VERIZON COMMUNICATIONS INC 92343V-10-4 VZ	USD	3,897	30.09	43.69	117,246.96	170,259.93		53,012.97	6,702.84	3.9
VULCAN MATERIALS CO 929160-10-9 VMC	USD	129	67.86	79.09	8,753.84	10,202.61		1,448.77	237.36	2.3
W W GRAINGER INC 384802-10-4 GWW	USD	100	69.94	87.52	6,994.00	8,752.00		1,758.00	140.00	1.6
WACHOVIA CORP 929903-10-2 WB	USD	2,583	51.87	38.03	133,992.38	98,231.49		- 35,760.89	6,612.48	6.7
WALGREEN CO 931422-10-9 WAG	USD	1,332	45.89	38.08	61,132.04	50,722.56		- 10,409.48	506.16	1.0
WALT DISNEY CO 254687-10-6 DIS	USD	2,606	24.90	32.28	64,892.39	84,121.68 912.10		19,229.29	912.10	1.1
WASHINGTON MUTUAL INC 939322-10-3 WM	USD	1,184	39.58	13.61	46,858.07	16,114.24		- 30,743.83	2,652.16	16.5
WASTE MANAGEMENT INC 94106L-10-9 WMI	USD	698	29.70	32.67	20,730.39	22,803.66		2,073.27	670.08	2.9

Account Number:

January 01, 2007 - December 31, 2007

**Equity Holdings in Alphabetical Order** continued

Description Cusip/Symbol	Currency	Quantity	Unit Cost	Current Market Price	Tax Cost USD	Current Market Value USD		Unrealized Gain/Loss USD	Estimated Annual Dividend	
						Accrued Dividends USD			Income USD	Yield %
WELLPOINT INC 94973V-10-7 WLP	USD	779	73.76	87.73	57,459.46	68,341.67		10,882.21		N/A
WELLS FARGO & CO 949746-10-1 WFC	USD	4,488	30.12	30.19	135,165.63	135,492.72		327.09	5,565.12	4.1
WESTAMERICA BANCORPORATION 957090-10-3 WABC	USD	40	53.61	44.55	2,144.39	1,782.00		- 362.39	54.40	3.1
WESTAR ENERGY INC 95709T-10-0 WR	USD	108	21.79	25.94	2,353.29	2,801.52 29.16		448.23	116.64	4.2
WEYERHAEUSER CO 962166-10-4 WY	USD	282	65.01	73.74	18,332.60	20,794.68		2,462.08	676.80	3.3
WHIRLPOOL CORP 963320-10-6 WHR	USD	100	81.46	81.63	8,145.72	8,163.00		17.28	172.00	2.1
WHOLE FOODS MARKET INC 966837-10-6 WFMI	USD	180	74.39	40.80	13,389.83	7,344.00		- 6,045.83	144.00	2.0
WISCONSIN ENERGY CORP 976657-10-6 WEC	USD	150	37.69	48.71	5,653.42	7,306.50		1,653.08	150.00	2.1
WYETH 983024-10-0 WYE	USD	1,835	45.21	44.19	82,959.28	81,088.65		- 1,870.63	2,055.20	2.5
XCEL ENERGY INC 98389B-10-0 XEL	USD	620	18.63	22.57	11,548.29	13,993.40 142.60		2,445.11	570.40	4.1
XEROX CORP 984121-10-3 XRX	USD	1,308	13.97	16.19	18,271.10	21,176.52 55.59		2,905.42	222.36	1.1
XILINX CORP 983919-10-1 XLNX	USD	446	23.82	21.87	10,624.55	9,754.02		- 870.53	214.08	2.2

Account Number: 0000

January 01, 2007 - December 31, 2007

**Equity Holdings in Alphabetical Order** continued

Description Cusip/Symbol	Currency	Quantity	Unit Cost	Current Market Price	Tax Cost USD	Current Market Value USD Accrued Dividends USD	Unrealized Gain/Loss USD	Estimated Annual Dividend Income USD	Yield %
XTO ENERGY CORP 98385X-10-6 XTO	USD	662	36.81	51.36	24,370.69	34,000.32 79.44	9,629.63	317.76	0.9
YAHOO INC 984332-10-6 YHOO	USD	1,809	35.90	23.26	64,951.92	42,077.34	- 22,874.58		N/A
ZIMMER HOLDINGS INC 98956P-10-2 ZMH	USD	318	65.24	66.15	20,747.59	21,035.70	288.11		N/A
ZIONS BANCORP 989701-10-7 ZION	USD	136	74.35	46.69	10,111.05	6,349.84	- 3,761.21	233.92	3.7
3COM CORP 885535-10-4 COMS	USD	480	3.91	4.52	1,876.66	2,169.60	292.94		N/A
3M CO 88579Y-10-1 MMM	USD	961	75.15	84.32	72,218.45	81,031.52	8,813.07	1,845.12	2.3
<b>Total Equity</b>		<b>290,276</b>			<b>10,501,034.67</b>	<b>12,153,258.83</b> <b>16,993.39</b>	<b>1,652,224.16</b>	<b>259,419.41</b>	<b>2.1</b>



STMT # 23

76240  
25-0-01-62 -005-02  
0101 -19-00843-02

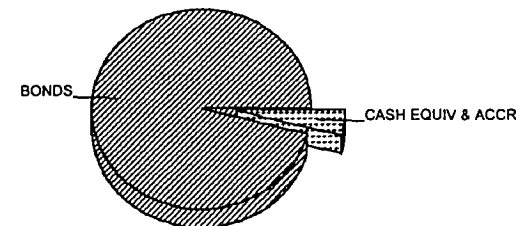
FB HERON FOUNDATION/CRA  
ACCOUNT



Period from December 1, 2007 to December 31, 2007

## ASSET SUMMARY

ASSETS	12/31/2007 MARKET	12/31/2007 COST	% OF TOTAL
Cash And Equivalents	114,479.45	114,479.45	0.45
U S Government Issues	6,821,687.72	6,889,245.45	26.71
Corporate Issues	2,776,253.55	2,736,258.75	10.87
Municipal Issues	15,544,604.85	15,540,426.18	60.86
<b>Total Assets</b>	<b>25,257,025.57</b>	<b>25,280,409.83</b>	<b>98.89</b>
Accrued Income	282,837.13	282,837.13	1.11
<b>Grand Total</b>	<b>25,539,862.70</b>	<b>25,563,246.96</b>	<b>100.00</b>



Estimated Annual Income 1,430,286.22

Total 25,257,025  
Less Cash 114,479  
Bonds 25,142,546

Statement 24

76240  
25-0-01-62 -005-02  
0101 -19-00843-02



FB HERON FOUNDATION/CRA  
ACCOUNT

Period from December 1, 2007 to December 31, 2007

# ASSET DETAIL

SHARES/ FACE AMOUNT	DESCRIPTION	MARKET PRICE/UNIT	COST	UNREALIZED GAIN GAIN IN PERIOD	ENDING ACCRUAL	YIELD ON MKT
<b>Cash And Equivalents</b>						
<b>Money Markets</b>						
114,479 450	First Amer Prime Oblig Fund Cl Y 31846V104	114,479.45 1 0000	114,479 45	.00 .00	2,588 85	4 50
<b>Total Money Markets</b>		<b>114,479.45</b>	<b>114,479.45</b>	<b>.00 .00</b>	<b>2,588.85</b>	<b>4.50</b>
<b>Total Cash And Equivalents</b>		<b>114,479.45</b>	<b>114,479.45</b>	<b>.00 .00</b>	<b>2,588.85</b>	<b>4.50</b>
<b>US Government Issues</b>						
1,005,072 930	F H L M C Gd A60750 5.500% 5/01/37 Standard & Poors Rating: N/A Moodys Rating N/A 3128KQZP4	1,003,002.48 99 7940	998,320.09	4,682 39 - 2,187.82	4,606 58	5 51
1,050,243 550	F N M A #696281 5.500% 2/01/33 Standard & Poors Rating: N/A Moodys Rating N/A 31400SRA9	1,052,112.98 100 1780	1,071,248.40	- 19,135 42 - 3,166.48	4,813 62	5.49
1,043,443 630	F N M A #910416 6 000% 12/01/36 Standard & Poors Rating: N/A Moodys Rating: N/A 31411KN90	1,059,815 26 101.5690	1,057,464 90	2,350 36 - 879 67	5,217.22	5 90
799,987 080	Fhlmc Pl A13278F 5 500% 9/01/33 Standard & Poors Rating N/A Moodys Rating N/A 31296MUB3	799,755 08 99 9710	799,907 09	- 152.01 - 2,341 98	3,666.61	5.50
670,673 860	Fhlmc Pl A19761F 5.500% 3/01/34 Standard & Poors Rating: N/A Moodys Rating: N/A 31296UZ20	670,076 96 99.9110	689,519.80	- 19,442.84 - 1,753.02	3,073 92	5 50

76240  
25-0-01-62 -005-02  
0101 -19-00843-02



FB HERON FOUNDATION/CRA  
ACCOUNT

Period from December 1, 2007 to December 31, 2007

**ASSET DETAIL (continued)**

SHARES/ FACE AMOUNT	DESCRIPTION	MARKET PRICE/UNIT	COST	UNREALIZED GAIN GAIN IN PERIOD	ENDING ACCRUAL	YIELD ON MKT
432,360 840	Fhlmc PI C74732F 5 500% 12/01/32 Standard & Poors Rating: N/A Moody's Rating: N/A 31288DHH5	432,702 41 100.0790	439,365 09	- 6,662.68 - 1,066 42	1,981 65	5 49
677,534 030	Fhlmc PI C76858F 6.000% 2/01/33 Standard & Poors Rating: N/A Moody's Rating: N/A 31288FTP9	689,079.21 101 7040	704,432.13	- 15,352.92 1,349 76	3,387 67	5.89
404,853 560	S B A Gtd Ln 507190 5.000% 3/25/30 Standard & Poors Rating: N/A Moody's Rating: N/A 83164H7B0	401,582 34 99 1920	406,290 33	- 4,707.99 - 10 69	1,855.58	5 04
615,777 620	S B A Gtd Ln 507841 5 075% 8/25/31 Standard & Poors Rating: N/A Moody's Rating: N/A 83164JWA0	612,280.00 99.4320	615,777.62	- 3,497 62 359 69	2,860 80	5.12
100,000.000	U S Dept Hsg & Urb Standard & Poors Rating: N/A Moody's Rating: N/A 911759DC9	101,281.00 101 2810	106,920.00	- 5,639 00 - 94.00	2,637 50	6.22
<b>Total US Government Issues</b>		<b>6,821,687.72</b>	<b>6,889,245.45</b>	<b>- 67,557.73 - 9,790.63</b>	<b>34,101.15</b>	<b>5.55</b>
<b>Corporate Issues</b>						
800,000.000	Community Reinv't Rev 5 900% 6/01/31 Standard & Poors Rating: AAA Moody's Rating: N/A 12625LAC7	837,976.00 104 7470	800,000.00	37,976 00 - 1,096 00	3,933.33	5.63
136,219.780	Crf-15 LLC Sr-A1 144 4 850% 5/01/20 Standard & Poors Rating: N/A Moody's Rating: N/A 12625PAA2	136,219.78 100.0000	138,179 76	- 1,959 98 65.42	550.55	4 80

76240  
25-0-01-62 -005-02  
0101 -19-00843-02



FB HERON FOUNDATION/CRA  
ACCOUNT

Period from December 1, 2007 to December 31, 2007

**ASSET DETAIL (continued)**

SHARES/ FACE AMOUNT	DESCRIPTION	MARKET PRICE/UNIT	COST	UNREALIZED GAIN GAIN IN PERIOD	ENDING ACCRUAL	YIELD ON MKT
48,449 840	Habitat For Humanity 5 000% 4/10/09 9AMBD4BR8	48,449 84 100 0000	48,449 84	.00 00	545 06	4 99
90,737 210	Habitat For Humanity 5.000% 4/10/10 9AMBD4BS6	90,737.21 100.0000	90,737.21	00 00	1,020 79	4.99
130,583.450	Habitat For Humanity 5 000% 4/10/11 9AMBD4BT4	130,583.45 100.0000	130,583 45	.00 00	1,469 06	4 99
1,000,000 000	U S Dept Hsg & Urban 5.960% 8/01/09 Standard & Poors Rating: N/A Moodys Rating: N/A 911759CY2	1,010,310.00 101.0310	1,007,450.00	2,860 00 - 320.00	24,833.33	5 93
65,758.440	Virginia Hsg Dev 6 500% 6/25/32 Standard & Poors Rating: N/A Moodys Rating N/A 927823AH7	67,587 18 102.7810	65,758 44	1,828 74 - 44 04	356.19	6 32
455,100 050	Virginia ST Hsg Dev 5 500% 6/25/34 Standard & Poors Rating: N/A Moodys Rating. N/A 92812T8P9	454,390 09 99 8440	455,100 05	- 709 96 - 1,434 93	2,085.88	5 50
<b>Total Corporate Issues</b>		<b>2,776,253.55</b>	<b>2,736,258.75</b>	<b>39,994.80 - 2,829.55</b>	<b>34,794.19</b>	<b>5.63</b>
<b>Municipal Issues</b>						
1,650,000 000	Alabama Incentives 7.750% 10/01/19 Standard & Poors Rating. AAA Moodys Rating AAA 01030LAR6	1,763,553.00 106 8820	1,859,425.00	- 95,872.00 - 4,834.50	31,968 75	7 20
160,000 000	Arkansas Dev Fin Sr- 3 900% 10/01/08 Standard & Poors Rating: AAA Moodys Rating AAA 04108NWWY4	159,329 60 99 5810	157,600 00	1,729 60 - 78 40	1,560.00	3 91

76240  
25-0-01-62 -005-02  
0101 -19-00843-02



FB HERON FOUNDATION/CRA  
ACCOUNT

Period from December 1, 2007 to December 31, 2007

**ASSET DETAIL (continued)**

SHARES/ FACE AMOUNT	DESCRIPTION	MARKET PRICE/UNIT	COST	UNREALIZED GAIN GAIN IN PERIOD	ENDING ACCRUAL	YIELD ON MKT
200,000 000	Arkansas ST Dev Fin 5 190% 3/01/10 Standard & Poors Rating: A Moody's Rating: N/R 04108NE24	203,384.00 101 6920	200,000 00	3,384.00 - 50 00	3,460 00	5 11
1,250,000 000	Atlanta GA Urban 5.658% 12/01/22 Standard & Poors Rating: AAA Moody's Rating: AAA 04785RAR4	1,279,050.00 102 3240	1,250,000.00	29,050.00 - 3,087.50	5,893 75	5.57
1,000,000 000	Boynton Beach FL 5.650% 10/01/26 Standard & Poors Rating: AAA Moody's Rating: AAA 103561BB1	1,004,260.00 100.4260	1,000,000.00	4,260 00 - 6,370 00	14,125 00	5 57
475,000 000	California Home Mtg 6 900% 2/01/47 Standard & Poors Rating: N/R Moody's Rating: AAA 13032LBD9	509,418 50 107 2460	483,312 50	26,106 00 - 4,199 00	14,020 42	6 43
300,000 000	Cleveland Ohio Econ 4 600% 12/01/12 Standard & Poors Rating: AAA Moody's Rating: AAA 186371AJ9	299,571 00 99.8570	299,790.00	- 219 00 - 507.00	1,150.00	4.60
430,062 500	Colorado Hsg Auth 5.220% 5/01/36 Standard & Poors Rating: AAA Moody's Rating: AAA 196479KT5	439,713.10 102 2440	430,062.50	9,650.60 - 146 22	3,741.54	5 08
200,000 000	Commonwealth Fing PA 4 950% 6/01/08 Standard & Poors Rating: AAA Moody's Rating: AAA 20281PAG7	200,380 00 100 1900	199,574.00	806.00 - 230.00	825.00	4 89
350,000 000	Commonwealth Fing PA 5 080% 6/01/10 Standard & Poors Rating: AAA Moody's Rating: AAA 20281PAJ1	356,916.00 101.9760	352,516.50	4,399.50 - 822 50	1,481.67	5 00

76240  
25-0-01-62 -005-02  
0101 -19-00843-02



FB HERON FOUNDATION/CRA  
ACCOUNT

Period from December 1, 2007 to December 31, 2007

**ASSET DETAIL (continued)**

SHARES/ FACE AMOUNT	DESCRIPTION	MARKET PRICE/UNIT	COST	UNREALIZED GAIN GAIN IN PERIOD	ENDING ACCRUAL	YIELD ON MKT
125,000 000	Commonwealth Fing PA 5.110% 6/01/11 Standard & Poors Rating: AAA Moodys Rating: AAA 20281PAK8	127,930.00 102.3440	125,000 00	2,930 00 - 456.25	532 29	4 98
400,000.000	Delaware ST Hsg Auth 4 000% 7/01/20 Standard & Poors Rating: N/R Moodys Rating: AA1 246395EG8	395,748.00 98 9370	394,318 18	1,429 82 - 236.00	8,000.00	4.04
1,010,000 000	Eastern IA Cmnty 5 350% 6/01/17 Standard & Poors Rating: N/R Moodys Rating: AAA 276540WX5	1,019,978 80 100 9880	1,010,000.00	9,978 80 - 18,907.20	4,502 92	5 24
200,000 000	Idaho Hsg & Fin Assn 6 450% 7/01/35 Standard & Poors Rating: N/R Moodys Rating: AAA 45129YTY2	203,368.00 101 6840	200,000 00	3,368 00 3,368.00	1,075.00	6 29
225,000 000	Kirkwood Clg Iowa-X- 4 400% 6/01/10 Standard & Poors Rating: AA- Moodys Rating: AA3 497595QS0	224,687.25 99.8610	225,000.00	- 312.75 166 50	825.00	4.40
230,000 000	Kirkwood Clg Iowa-X- 4.600% 6/01/11 Standard & Poors Rating: AA- Moodys Rating: AA3 497595QT8	229,811.40 99.9180	230,000.00	- 188.60 - 48.30	881 67	4.60
470,000 000	Little Rock AR Indl 6 020% 8/01/16 Standard & Poors Rating: A Moodys Rating: N/R 537377FM0	485,232.70 103.2410	470,000 00	15,232 70 - 996 40	11,789 17	5.81
500,000 000	Little Rock AR Indl 6 070% 8/01/17 Standard & Poors Rating: A Moodys Rating: N/R 537377FN8	517,545.00 103 5090	500,000.00	17,545 00 - 2,665 00	12,645 83	5 89

76240  
25-0-01-62 -005-02  
0101 -19-00843-02



FB HERON FOUNDATION/CRA  
ACCOUNT

Period from December 1, 2007 to December 31, 2007

**ASSET DETAIL (continued)**

SHARES/ FACE AMOUNT	DESCRIPTION	MARKET PRICE/UNIT	COST	UNREALIZED GAIN GAIN IN PERIOD	ENDING ACCRUAL	YIELD ON MKT
530,000 000	Little Rock AR Indl 6 170% 8/01/18 Standard & Poors Rating A Moodys Rating N/R 537377FP3	550,251.30 103.8210	530,000.00	20,251 30 - 2,003 40	13,625.42	5.97
150,000 000	Michigan ST Hsg DE 5 28486% 6/01/39 Standard & Poors Rating: A-1 Moodys Rating N/R 5946532B2	150,000 00 100.0000	150,000.00	.00 .00	618 75	5 30
1,000,000.000	Minneapolis MN 5 700% 6/01/12 Standard & Poors Rating. A+ Moodys Rating N/R 60379LAS9	1,039,020.00 103.9020	1,005,870.00	33,150 00 - 770 00	4,750.00	5 48
450,000 000	Mississippi Dev 5.000% 7/01/15 Standard & Poors Rating AAA Moodys Rating N/R 60534QP62	455,755.50 101.2790	454,207.50	1,548.00 1,548 00	812 50	4 93
150,000 000	Mississippi Dev Bk 4 39023% 3/01/31 Standard & Poors Rating N/R Moodys Rating Vm1g1 60534QAP6	150,000.00 100.0000	150,000 00	.00 .00	660 00	4.40
750,000 000	Nebraska Invlt 5 500% 9/01/17 Standard & Poors Rating: A-1+ Moodys Rating N/R 63968MAY5	748,605.00 99 8140	750,000 00	- 1,395 00 - 1,395.00	1,489 58	5 51
175,000 000	Pinellas Cnty FL 5.360% 9/01/26 Standard & Poors Rating N/R Moodys Rating AAA 72316WNW3	177,147.25 101 2270	175,000.00	2,147.25 - 189 00	3,126 67	5 33
1,410,000 000	Pinole CA Redv Agy-B 6.375% 8/01/12 Standard & Poors Rating: AAA Moodys Rating: AAA 723509DA0	1,451,806.50 102 9650	1,536,900 00	- 85,093.50 - 2,975.10	37,453.13	6.21

76240  
25-0-01-62 -005-02  
0101 -19-00843-02



FB HERON FOUNDATION/CRA  
ACCOUNT 0101-00843-02

Period from December 1, 2007 to December 31, 2007

ASSET LIST (continued)

SHARES/ FACE AMOUNT	DESCRIPTION	MARKET PRICE/UNIT	COST	UNREALIZED GAIN GAIN IN PERIOD	ENDING ACCRUAL	YIELD ON MKT
225,000.000	San Diego CA Pub 5 950% 10/01/17 Standard & Poors Rating: AA Moodys Rating: AA3 79729PBQ0	213,511.50 94.8940	225,000.00	- 11,488 50 - 17,534 25	3,346 88	6.21
500,000.000	Schenectady NY 5.300% 8/01/28 Standard & Poors Rating: AAA Moodys Rating: AAA 80647NAM2	480,600.00 96 1200	491,850.00	- 11,250.00 - 8,915 00	11,041 67	5 51
635,000 000	Texas ST Dept Hsg 7 010% 9/01/26 Standard & Poors Rating: AAA Moodys Rating: AA2 88275FFA2	658,031.45 103.6270	635,000.00	23,031 45 - 6,608.65	14,837 83	6 75
50,000 000	Utah Hsg Corp Sr-D3-I 4 45% 7/01/15 Standard & Poors Rating: AAA Moodys Rating: AAA 917436PU5	50,000.00 100.0000	50,000 00	.00 2 50	1,112.50	4.40
Total Municipal Issues		15,544,604.85	15,540,426.18	4,178.67 - 78,939.67	211,352.94	5.72
Total Assets		25,257,025.57	25,280,409.83	- 23,384.26 - 91,559.85	282,837.13	5.66
Accrued Income		282,837.13	282,837.13			
Grand Total		25,539,862.70	25,563,246.96			

STMT #24

## **F.B. Heron Foundation**

Expenditure Responsibility under Reg. 53-4945-5(d)

**2007**

Page 1 of 1

1. **Innovest Strategic Value Advisors, Inc.**

675 Third Avenue, Suite 400

New York, NY 10017

2. A grant of 65,000 00 was approved in 11/7/2007

November 2007 : \$50,000

3. Project support to beta test a "positively screened" portfolio of S&P 900 companies with superior records in community investing.

4. The Grant has been expended by the grantee as payments have been made.

5. No portions of the funds have been diverted from the purpose of the grant.

6. N/A

7. N/A

1. **National Community Investment Fund**

2230 S. Michigan Avenue

Chicago, IL 60616

2. A grant of 30,000 00 was approved in 4/20/2007

May 2007 : \$30,000

3. Project support for an analysis of the impact of community development banking institutions on low-income communities and dissemination of findings to practioners and potential investors.

4. The Grant has been expended by the grantee as payments have been made.

5. No portions of the funds have been diverted from the purpose of the grant.

6. N/A

7. N/A

1 **Pacific Community Ventures Investment Partners III, LLC**

51 Federal Street, Suite 402

San Francisco, CA 94107

2. A grant of 500,000 00 was approved in 6/7/2007

July 2007 : \$500,000

3. Equity to invest in companies that employ low-income people and that are located in disadvantaged communities in California

4. The PRI has been expended by the grantee as payments have been made.

5. No portions of the funds have been diverted from the purpose of the grant.

6. N/A

7. N/A

STMT # 29

**The F.B. Heron Foundation**  
**Mission Related Limited Partnerships**  
**12/31/2007**

	<b>Cost</b>	<b>Fair Value</b>
Yucaipa	2,358,271.18	2,760,154.18
Bay Area Equity	529,147.46	613,870.46
Bay Area Smart Growth	280,867.40	264,280.40
California Smart Growth	792,477.26	792,477.26
Canyon Johnson	1,097,069.28	1,097,069.28
Urban America	598,748.00	756,013 00
Urban America II	189,630.00	173,557 00
ICV	516,991.53	516,991.53
Genesis Workforce	<u>778,782 00</u>	<u>797,331.00</u>
 Total	 7,141,984.11	 7,771,744.11

PRI Lead Schedule, FY 2007

Organization Legal Name	PRI Activity FY 2007				
	New PRIs Approved 2007	PRIs Outstanding at 12/31/2006	PRIs Paid 2007	Prepayments/ Repayments Rec'd 2007	PRIs Outstanding at 12/31/2007
Adena Ventures, LP	-	322,976			322,976
Affordable Housing Resources, Inc	-	400,000		(100,000)	300,000
Alternatives Federal Credit Union	-	250,000			250,000
Austin Community Development Corporation	-	250,000			250,000
Boston Community Loan Fund, Inc - Senior Loan	-	-			-
Boston Community Loan Fund, Inc - Senior Loan	-	600,000			600,000
Boston Community Loan Fund, Inc - Subordinated Loan	-	150,000			150,000
Bridge Housing Corporation	-	500,000			500,000
Calvert Social Investment Foundation, Inc	-	500,000		(500,000)	-
Cascadia Revolving Fund - Senior Loan	-	-			-
Chicago Community Loan Fund	-	250,000			250,000
City First Bank of DC	-	-			-
Coastal Enterprises, Inc	-	-			-
Coastal Enterprises, Inc	-	500,000			500,000
Community Loan Fund of New Jersey - Senior Loan	-	500,000			500,000
Community Reinvestment Fund, Inc - Senior Loan	-	1,000,000	1,027,400	(1,000,000)	1,027,400
Community Reinvestment Fund, Inc - Bridge Loan/Sub'd Bridge Loan	-	-			-
Connecticut Housing Investment Fund, Inc	-	-			-
East Bay Asian Local Development Corporation - Senior Loan 1	-	135,000		(75,000)	60,000
East Bay Asian Local Development Corporation - Senior Loan 2	-	27,418		(27,418)	-
Enterprise Corporation of the Delta	-	250,000			250,000
Federation of Appalachian Housing Enterprises, Inc	-	500,000			500,000
First Delta Federal Credit Union (fka Quitman/Tn-County Federal Credit Union)	-	-			-
Greenpoint Manufacturing and Design Center Local Development Corp	-	-			-
Greystone Foundation, Inc	-	219,500	15,000	(30,500)	204,000
Housing Assistance Council	-	750,000		(125,000)	625,000
Illinois Facilities Fund	-	-			-
Jacobs Center for Nonprofit Innovation	-	500,000			500,000
Latino Community Credit Union	250,000	-	250,000		250,000
Low Income Investment Fund	-	500,000			500,000
Manna, Inc	-	500,000		(100,000)	400,000
McAllen Affordable Homes, Inc	-	500,000			500,000
Mercy Housing / McAuley Institute, Inc	-	(0)			(0)
Merit Ventures, LP	-	500,000			500,000
National Community Capital Association	-	500,000			500,000
National Federation of Community Development Credit Unions, Inc - Local	-	-			-
National Federation of Community Development Credit Unions, Inc - National	-	-			-
National Federation of Community Development Credit Unions, Inc - State	-	1,000,000			1,000,000
Native American Bancorporation	-	300,000			300,000
New Community Corporation	-	-			-
New Hampshire Community Loan Fund, Inc	-	500,000		(50,000)	450,000
New Mexico Community Development Loan Fund	-	-			-
New York Acquisition Fund, LLC	-	1,000,000			1,000,000
Non Profit Finance Fund	500,000	-	500,000		500,000
North Carolina Minority Support Center	-	400,000		(400,000)	-
Northwest Louisiana Community Development Fund I	500,000	-			-
Opportunities Credit Union (fka Vermont Development CU)	-	250,000			250,000
Pacific Community Venture	500,000	-	500,000		500,000
Penn Venture Partners, LP	-	250,000			250,000
The Reinvestment Fund, Inc	-	500,000			500,000
Rural Community Assistance Corporation	-	500,000			500,000
Self-Help Enterprises	-	500,000			500,000
Self-Help Ventures Fund	-	1,000,000			1,000,000
Shorebank Enterprise Group Pacific	-	250,000			250,000
Shorebank Enterprise Group Pacific - Pref Stock	-	1,000,000			1,000,000
SJF Ventures II, L P	-	500,000			500,000
The Southern Appalachian Fund, LP	-	400,000			400,000
Sustained Excellence Alliance Corporation	-	500,000		(500,000)	-
	\$ 1,750,000	\$ 18,954,894	\$ 2,292,400	\$ (2,907,918)	18,339,376

11/5/2008

Statement 27

# Schedule of Appropriations and Payments

Fiscal Year 2007

All Grants Approved or Paid in Fiscal Year 2007, or Payable at FYE

12/31/2007

Recipient and Grant Info	Beginning Balance 2007	Newly Allocated 2007	Amended 2007	Amount Paid 2007	Ending Balance 2007
<b>AAFE Community Development Fund, Inc.</b> 108 Norfolk Street New York, NY 10002 501 (c) 3 <i>Two-year \$100,000 General Support grant Approved on Docket II-a - 2006</i>	50,000	-	-	50,000	-
<b>Abyssinian Development Corporation</b> 4 West 125th Street New York, NY 10027 501 (c) 3 <i>Two-year \$150,000 General Support grant Approved on Docket I-a - 2007</i>	-	150,000	-	75,000	75,000
<b>ACORN Institute Inc.</b> 739 8th Street Washington, DC 20003 501 (c) 3 <i>One-year \$50,000 Project Support grant Approved on Docket III-a - 2007</i>	-	50,000	-	-	50,000
<b>Affordable Housing Corporation of Lake County</b> 3701 W. Grand Avenue, Suite H Gurnee, IL 60031 501 (c) 3 <i>Two-year \$50,000 General Support grant Approved on Docket III - 2006</i>	25,000	-	-	-	25,000

STMT # 28

Statement 28

Page 1 of 68

## Fiscal Year 2007

Recipient and Grant Info	Beginning Balance 2007	Newly Allocated 2007	Amended 2007	Amount Paid 2007	Ending Balance 2007
<b>African Federation, Inc.</b> PO Box 2186 Grand Central Station New York, NY 10163 <i>One-year \$10,000 grant</i> <i>Approved on Docket I-EX - 2007</i>	-	10,000	-	10,000	-
<b>alt.Consulting</b> P.O. Box 9858 Pine Bluff, AR 71611 501 (c) 3 <i>Two-year \$120,000 General Support grant</i> <i>Approved on Docket III - 2006</i>	60,000	-	-	60,000	-
<b>American Indian Neighborhood Development Corporation</b> 1113 East Franklin Avenue Minneapolis, MN 55404-2922 <i>Two-year \$60,000 General Support grant</i> <i>Approved on Docket II-b - 2007</i>	-	60,000	-	30,000	30,000
<b>Appalachian Center for Economic Networks, Inc.</b> 94 Columbus Road Athens, OH 45701 501 (c) 3 <i>Two-year \$140,000 General Support grant</i> <i>Approved on Docket II-a - 2006</i>	60,000	-	-	60,000	-
<b>The Aspen Institute, Inc.</b> One Dupont Circle, NW Suite 700 Washington, DC 20036 501 (c) 3 <i>One-year \$125,000 Project Support grant</i> <i>Approved on Docket I - 2007</i>	-	125,000	-	125,000	-

# Fiscal Year 2007

Recipient and Grant Info	Beginning Balance 2007	Newly Allocated 2007	Amended 2007	Amount Paid 2007	Ending Balance 2007
<b>Associated Early Care and Education, Inc.</b> 95 Berkeley Street, Suite 306 Boston, MA 02116 501 (c) 3 <i>Two-year \$150,000 General Support grant</i> <i>Approved on Docket III - 2006</i>	75,000	-	-	-	75,000
<b>Avenue Community Development Corporation</b> 2505 Washington, Suite 499 Houston, TX 77007 501 (c) 3 <i>Two-year \$70,000 General Support grant</i> <i>Approved on Docket III - 2007</i>	-	70,000	-	-	70,000
<b>Brandeis University</b> PO Box 549110, Mailstop 077 Waltham, MA 02454 <i>Two-year \$100,000 General Support grant</i> <i>Approved on Docket III-a - 2006</i>	50,000	-	-	-	50,000
<b>Bridge Housing Corporation</b> 345 Spear St , Suite 700 San Francisco, CA 94105-1673 501 (c) 3 <i>Two-year \$120,000 Project Support grant</i> <i>Approved on Docket II-a - 2007</i>	-	120,000	-	60,000	60,000
<b>The Brookings Institution</b> 1775 Massachusetts Ave. N W. Washington, DC 20036-2103 501 (c) 3 <i>Two-year \$150,000 Project Support grant</i> <i>Approved on Docket II-c - 2007</i>	-	150,000	-	75,000	75,000

## Fiscal Year 2007

Recipient and Grant Info	Beginning Balance 2007	Newly Allocated 2007	Amended 2007	Amount Paid 2007	Ending Balance 2007
<b>Cabrillo Economic Development Corporation</b> 702 Country Square Drive Ventura, CA 93003 501 (c) 3 <i>Two-year \$150,000 General Support grant</i> <i>Approved on Docket III - 2007</i>	-	150,000	-	-	150,000
<b>California Community Economic Development Association</b> 1055 Wilshire Blvd., Suite 1475 Los Angeles, CA 90017 501 (c) 3 <i>Two-year \$80,000 General Support grant</i> <i>Approved on Docket II - 2007</i>	-	80,000	-	40,000	40,000
<b>California Reinvestment Committee</b> 474 Valencia Street, Suite 230 San Francisco, CA 94103 501 (c) 3 <i>Two-year \$70,000 General Support grant</i> <i>Approved on Docket II-a - 2007</i>	-	70,000	-	35,000	35,000
<b>Calvert Social Investment Foundation, Inc.</b> 7315 Wisconsin Avenue, Suite 1100W Bethesda, MD 20814 501 (c) 3 <i>Two-year \$300,000 Project Support grant</i> <i>Approved on Docket II-a - 2006</i>	150,000	-	-	150,000	-

## Fiscal Year 2007

Recipient and Grant Info	Beginning Balance 2007	Newly Allocated 2007	Amended 2007	Amount Paid 2007	Ending Balance 2007
<b>Chicago Lawyers' Committee for Civil Rights Under Law, Inc.</b> 100 North LaSalle Street, Suite 600 Chicago, IL 60602-2403 501 (c) 3 <i>Two-year \$100,000 Project Support grant</i> <i>Approved on Docket II-a - 2007</i>	-	100,000	-	50,000	50,000
<b>Chicanos Por La Causa, Inc.</b> 1112 East Buckeye Road Phoenix, AZ 85034-4043 501 (c) 3 <i>Two-year \$200,000 General Support grant</i> <i>Approved on Docket II - 2007</i>	-	200,000	-	100,000	100,000
<b>Child Care Services Association</b> 1829 East Franklin Street, Bldg. 1000 PO Box 901 Chapel Hill, NC 27514 501 (c) 3 <i>Two-year \$100,000 General Support grant</i> <i>Approved on Docket I - 2007</i>	-	100,000	-	50,000	50,000
<b>CHWC INC</b> 2 South 14th Street Kansas City, KS 66102 501 (c) 3 <i>Two-year \$100,000 General Support grant</i> <i>Approved on Docket III-a - 2007</i>	-	100,000	-	50,000	50,000

## Fiscal Year 2007

Recipient and Grant Info	Beginning Balance 2007	Newly Allocated 2007	Amended 2007	Amount Paid 2007	Ending Balance 2007
<b>City Futures, Inc.</b> 120 Wall Street, 20th Floor New York, NY 10005 501 (c) 3 <i>One-year \$40,000 General Support grant</i> <i>Approved on Docket I - 2007</i>	-	40,000	-	40,000	-
<b>City Vision Ministries</b> 726 Armstrong Avenue Kansas City, KS 66101 501 (c) 3 <i>Two-year \$100,000 General Support grant</i> <i>Approved on Docket III - 2006</i>	50,000	-	-	50,000	-
<b>Coastal Enterprises, Inc.</b> P.O. Box 268 Wiscasset, ME 04578-0268 501 (c) 3 <i>Two-year \$250,000 General Support grant</i> <i>Approved on Docket I - 2007</i>	-	250,000	-	125,000	125,000
<b>Community Development Corporation of Brownsville, Inc.</b> 901 East Levee Street Brownsville, TX 78520 501 (c) 3 <i>Two-year \$100,000 General Support grant</i> <i>Approved on Docket III-a - 2006</i>	50,000	-	-	-	50,000

# Fiscal Year 2007

Recipient and Grant Info	Beginning Balance 2007	Newly Allocated 2007	Amended 2007	Amount Paid 2007	Ending Balance 2007
<b>Community Development Corporation of Long Island</b> 2100 Middle Country Road, Suite 300 Centereach, NY 11720-3576 501 (c) 3 <i>Two-year \$150,000 General Support grant</i> <i>Approved on Docket III - 2007</i>	-	150,000	-	-	150,000
<b>Community HousingWorks</b> 4305 University Avenue, Suite 550 San Diego, CA 92105 501 (c) 3 <i>6-month \$10,000 grant</i> <i>Approved on Docket III-EX - 2007</i>	-	10,000	-	10,000	-
<b>Community HousingWorks</b> 4305 University Avenue, Suite 550 San Diego, CA 92105 501 (c) 3 <i>Two-year \$90,000 Project Support grant</i> <i>Approved on Docket I - 2006</i>	45,000	-	-	45,000	-
<b>Community Loan Fund of New Jersey</b> 16-18 West Lafayette Street Trenton, NJ 08608-2088 501 (c) 3 <i>One-year \$75,000 General Support grant</i> <i>Approved on Docket III-a - 2007</i>	-	75,000	-	-	75,000

## Fiscal Year 2007

Recipient and Grant Info	Beginning Balance 2007	Newly Allocated 2007	Amended 2007	Amount Paid 2007	Ending Balance 2007
<b>The Community Reinvestment Association of North Carolina</b> PO Box 1929 Durham, NC 27702 501 (c) 3 <i>Two-year \$150,000 General &amp; Project Support grant</i> <i>Approved on Docket I - 2007</i>	-	150,000	-	75,000	75,000
<b>Community Reinvestment Fund, Inc.</b> 801 Nicollet Mall, Suite 1700 West Minneapolis, MN 55402 501 (c) 3 <i>36-month \$750,000 Project Support grant</i> <i>Approved on Docket III-a - 2006</i>	500,000	-	-	-	500,000
<b>Consumer Federation of America</b> 1620 I Street, NW, Suite 200 Washington, DC 20006 <i>Two-year \$100,000 Project Support grant</i> <i>Approved on Docket III-a - 2007</i>	-	100,000	-	-	100,000
<b>Corporation for Enterprise Development</b> 1200 G Street, NW Suite 400 Washington, DC 20002 501 (c) 3 <i>One-year \$300,000 General &amp; Project Support grant</i> <i>Approved on Docket III-a - 2007</i>	-	300,000	-	-	300,000
<b>Covenant Community Capital Corporation</b> PO Box 15398 Houston, TX 77220 <i>One-year \$25,000 Project Support grant</i> <i>Approved on Docket II-b - 2007</i>	-	25,000	-	25,000	-

## Fiscal Year 2007

Recipient and Grant Info	Beginning Balance 2007	Newly Allocated 2007	Amended 2007	Amount Paid 2007	Ending Balance 2007
<b>Cypress Hills Local Development Corporation, Inc.</b> 625 Jamaica Avenue Brooklyn, NY 11208 501 (c) 3 <i>Two-year \$100,000 General Support grant</i> <i>Approved on Docket III - 2006</i>	50,000	-	-	-	50,000
<b>Demos: A Network for Ideas and Action, Ltd.</b> 220 Fifth Avenue, 5th Fl. New York, NY 10001 501 (c) 3 <i>Two-year \$80,000 Project Support grant</i> <i>Approved on Docket II - 2007</i>	-	80,000	-	40,000	40,000
<b>Detroit Catholic Pastoral Alliance</b> 9200 Gratiot Detroit, MI 48213 501 (c) 3 <i>Two-year \$90,000 General Support grant</i> <i>Approved on Docket I - 2006</i>	45,000	-	-	45,000	-
<b>The Development Training Institute</b> 3300 N. Ridge Road, Suite 100 Ellicott City, MD 21043 501 (c) 3 <i>Two-year \$100,000 General Support grant</i> <i>Approved on Docket III - 2006</i>	50,000	-	-	-	50,000
<b>DHIC, Inc.</b> 113 South Wilmington Street Raleigh, NC 27601 <i>Two-year \$70,000 General Support grant</i> <i>Approved on Docket III - 2007</i>	-	70,000	-	-	70,000

## Fiscal Year 2007

Recipient and Grant Info	Beginning Balance 2007	Newly Allocated 2007	Amended 2007	Amount Paid 2007	Ending Balance 2007
<b>Down East Partnership for Children</b> PO Box 1245 Rocky Mount, NC 27802 501 (c) 3 <i>Two-year \$100,000 General Support grant</i> <i>Approved on Docket I - 2007</i>	-	100,000	-	50,000	50,000
<b>DuPage Homeownership Center, Inc.</b> 1333 North Main Street Wheaton, IL 60187 501 (c) 3 <i>Two-year \$50,000 General Support grant</i> <i>Approved on Docket II - 2006</i>	25,000	-	-	25,000	-
<b>Earned Asset Resource Network, Inc.</b> 235 Montgomery Street, Suite 300 San Francisco, CA 94104 501 (c) 3 <i>Two-year \$200,000 General Support grant</i> <i>Approved on Docket III - 2006</i>	100,000	-	-	-	100,000
<b>East Bay Asian Local Development Corporation</b> 310 8th Street, Suite 200 Oakland, CA 94607 501 (c) 3 <i>One-year \$75,000 General Support grant</i> <i>Approved on Docket I-b - 2007</i>	-	75,000	-	75,000	-

## Fiscal Year 2007

Recipient and Grant Info	Beginning Balance 2007	Newly Allocated 2007	Amended 2007	Amount Paid 2007	Ending Balance 2007
<b>East Side Neighborhood Development Company, Inc.</b> 925 Payne Avenue, Suite 201 St. Paul, MN 55101 501 (c) 3 <i>One-year \$75,000 General Support grant</i> <i>Approved on Docket I-b - 2007</i>	-	75,000	-	75,000	-
<b>Easter Seals, Inc.</b> Easter Seals Child Development Center Network 230 West Monroe Suite 1800 Chicago, IL 60606 501 (c) 3 <i>Two-year \$200,000 Project Support grant</i> <i>Approved on Docket II-a - 2007</i>	-	200,000	-	100,000	100,000
<b>Educational Enrichment Systems, Inc.</b> 4715 Viewridge Avenue, Suite 210 San Diego, CA 92123 <i>6-month \$5,000 grant</i> <i>Approved on Docket III-EX - 2007</i>	-	5,000	-	5,000	-
<b>Educational Enrichment Systems, Inc.</b> 4715 Viewridge Avenue, Suite 210 San Diego, CA 92123 <i>One-year \$35,000 General Support grant</i> <i>Approved on Docket I-c - 2007</i>	-	35,000	-	35,000	-
<b>El Paso Credit Union HOAP Inc.</b> 4707 Montana Ave., Ste, 202 El Paso, TX 79903 <i>Two-year \$50,000 General Support grant</i> <i>Approved on Docket II - 2007</i>	-	50,000	-	25,000	25,000

## Fiscal Year 2007

Recipient and Grant Info	Beginning Balance 2007	Newly Allocated 2007	Amended 2007	Amount Paid 2007	Ending Balance 2007
<b>Energy Programs Consortium</b> 1615 M St. NW, Suite 800 Washington, DC 20036 <i>One-year \$40,000 Project Support grant</i> <i>Approved on Docket III-a - 2007</i>	-	40,000	-	-	40,000
<b>Enterprise Community Partners, Inc.</b> 10227 Wincopin Circle Columbia, MD 21044 501 (c) 3 <i>One-year \$50,000 Project Support grant</i> <i>Approved on Docket I - 2007</i>	-	50,000	-	50,000	-
<b>Enterprise Corporation of the Delta</b> 4 Old River Place, Suite A Jackson, MS 39202-3434 501 (c) 3 <i>Two-year \$250,000 General Support grant</i> <i>Approved on Docket III-a - 2006</i>	125,000	-	-	-	125,000
<b>The Family Conservancy</b> 626 Minnesota Avenue Kansas City, KS 66101 501 (c) 3 <i>Two-year \$250,000 Project Support grant</i> <i>Approved on Docket II - 2007</i>	-	250,000	-	125,000	125,000
<b>Federation of Appalachian Housing Enterprises, Inc.</b> PO Box 908 Berea, KY 40403 501 (c) 3 <i>Two-year \$200,000 General Support grant</i> <i>Approved on Docket I-a - 2007</i>	-	200,000	-	100,000	100,000

## Fiscal Year 2007

Recipient and Grant Info	Beginning Balance 2007	Newly Allocated 2007	Amended 2007	Amount Paid 2007	Ending Balance 2007
<b>Fifth Ward Community Redevelopment Corporation</b> 4300 Lyons Avenue, Suite 300 PO Box 21502 Houston, TX 77226-1502 501 (c) 3 <i>One-year \$60,000 General Support grant</i> <i>Approved on Docket III - 2007</i>	-	60,000	-	-	60,000
<b>The Financial Innovations Center, Inc.</b> 2230 S. Michigan Avenue Suite 200 Chicago, IL 60616 <i>Two-year \$100,000 General Support grant</i> <i>Approved on Docket III-a - 2007</i>	-	100,000	-	-	100,000
<b>First Childrens Finance</b> 212 3rd Avenue North, Suite 310 Minneapolis, MN 55401-1437 501 (c) 3 <i>Two-year \$60,000 General Support grant</i> <i>Approved on Docket II-c - 2007</i>	-	60,000	-	30,000	30,000
<b>First Nations Development Institute</b> 703 Third Avenue, Suite B Longmont, CO 80501 501 (c) 3 <i>Two-year \$200,000 General Support grant</i> <i>Approved on Docket III-a - 2007</i>	-	200,000	-	-	200,000

## Fiscal Year 2007

Recipient and Grant Info	Beginning Balance 2007	Newly Allocated 2007	Amended 2007	Amount Paid 2007	Ending Balance 2007
<b>First Nations Oweesta Corporation</b> 1010 Ninth Street, Suite 3 Rapid City, SD 57701 501 (c) 3 <i>Two-year \$130,000 General Support grant</i> <i>Approved on Docket I-b - 2007</i>	-	130,000	-	65,000	65,000
<b>Friends of the Children of Mississippi, Inc.</b> 6425 Lakeover Road Jackson, MS 39213 501 (c) 3 <i>One-year \$50,000 General Support grant</i> <i>Approved on Docket I-c - 2007</i>	-	50,000	-	50,000	-
<b>Genesis Housing Development Corporation</b> 3763 South Wabash Avenue Chicago, IL 60653 501 (c) 3 <i>One-year \$25,000 General Support grant</i> <i>Approved on Docket II-a - 2007</i>	-	25,000	-	25,000	-
<b>Greater Minnesota Housing Fund</b> 332 Minnesota Street, Suite 1310-East St. Paul, MN 55101 501 (c) 3 <i>Two-year \$200,000 General Support grant</i> <i>Approved on Docket III - 2007</i>	-	200,000	-	-	200,000
<b>The Greater Southwest Development Corporation</b> 2601 W 63rd Street Chicago, IL 60629 <i>Two-year \$100,000 General Support grant</i> <i>Approved on Docket III - 2007</i>	-	100,000	-	-	100,000

# Fiscal Year 2007

Recipient and Grant Info	Beginning Balance 2007	Newly Allocated 2007	Amended 2007	Amount Paid 2007	Ending Balance 2007
<b>Gulf Coast Housing Partnership</b> 1614B Oretha Castle Haley Boulevard New Orleans, LA 70113 501 (c) 3 <i>Two-year \$150,000 General Support grant</i> <i>Approved on Docket III - 2007</i>	-	150,000	-	-	150,000
<b>Home Ownership Made Easy</b> 5901 Green Valley Circle, Suite 405 Culver City, CA 90230-6949 501 (c) 3 <i>Two-year \$100,000 General Support grant</i> <i>Approved on Docket I-a - 2007</i>	-	100,000	-	50,000	50,000
<b>Housing and Community Development Network of New Jersey</b> 145 West Hanover Street Trenton, NJ 08618 501 (c) 3 <i>Two-year \$150,000 General Support grant</i> <i>Approved on Docket I - 2006</i>	75,000	-	-	75,000	-
<b>Housing and Community Development Network of New Jersey</b> 145 West Hanover Street Trenton, NJ 08618 501 (c) 3 <i>One-year \$25,000 Project Support grant</i> <i>Approved on Docket I-c - 2007</i>	-	25,000	-	25,000	-

## Fiscal Year 2007

Recipient and Grant Info	Beginning Balance 2007	Newly Allocated 2007	Amended 2007	Amount Paid 2007	Ending Balance 2007
<b>Housing Assistance Council</b> 1025 Vermont Avenue, NW, Suite 606 Washington, DC 20005 501 (c) 3 <i>Two-year \$250,000 General Support grant</i> <i>Approved on Docket I - 2007</i>	-	250,000	-	125,000	125,000
<b>Housing Partnership Development Corporation</b> 450 7th Avenue, Suite 2401 New York, NY 10123 501 (c) 3 <i>One-year \$40,000 General Support grant</i> <i>Approved on Docket III-a - 2007</i>	-	40,000	-	-	40,000
<b>Housing Partnership Network</b> 160 State Street, 5th Floor Boston, MA 02109 <i>Two-year \$150,000 General Support grant</i> <i>Approved on Docket III - 2007</i>	-	150,000	-	-	150,000
<b>Illinois Facilities Fund</b> One North LaSalle Street, Suite 700 Chicago, IL 60602-3902 501 (c) 3 <i>Two-year \$150,000 General Support grant</i> <i>Approved on Docket I - 2007</i>	-	150,000	-	75,000	75,000
<b>Initiative for a Competitive Inner City, Inc.</b> 727 Atlantic Avenue, Suite 600 Boston, MA 02111-2810 501 (c) 3 <i>One-year \$75,000 Project Support grant</i> <i>Approved on Docket III-a - 2007</i>	-	75,000	-	-	75,000

# Fiscal Year 2007

Recipient and Grant Info	Beginning Balance 2007	Newly Allocated 2007	Amended 2007	Amount Paid 2007	Ending Balance 2007
<b>* Innovest Strategic Value Advisors, Inc.</b> 675 Third Avenue, Suite 400 New York, NY 10017 <b>Expenditure Responsibility</b> <i>Two-year \$80,000 Project Support grant</i> <i>Approved on Docket III - 2007</i>	-	80,000	-	50,000	30,000
<b>Interfaith Education Fund, Inc.</b> 1106 Clayton Lane Suite 120W Austin, TX 78723 501 (c) 3 <i>One-year \$125,000 General Support grant</i> <i>Approved on Docket II - 2007</i>	-	125,000	-	125,000	-
<b>Isles Inc.</b> 10 Wood Street Trenton, NJ 08618 501 (c) 3 <i>Two-year \$150,000 General Support grant</i> <i>Approved on Docket I-a - 2006</i>	75,000	-	-	75,000	-
<b>Kent State University Foundation, Inc./Ohio Employee Ownership Center</b> 113 McGilvrey Hall Kent State University Kent, OH 44242 501 (c) 3 <i>Two-year \$150,000 Project Support grant</i> <i>Approved on Docket I - 2007</i>	-	150,000	-	75,000	75,000

## Fiscal Year 2007

Recipient and Grant Info	Beginning Balance 2007	Newly Allocated 2007	Amended 2007	Amount Paid 2007	Ending Balance 2007
<b>Kidango, Inc.</b> 4533 Mattos Drive Fremont, CA 94536 501 (c) 3 <i>Two-year \$120,000 General Support grant</i> <i>Approved on Docket III - 2006</i>	60,000	-	-	-	60,000
<b>La Casa de Don Pedro</b> 75 Park Avenue Newark, NJ 07104 501 (c) 3 <i>Two-year \$80,000 General Support grant</i> <i>Approved on Docket I - 2007</i>	-	80,000	-	40,000	40,000
<b>Lake County Sponsors</b> PO Box 726 Libertyville, IL 60048 501 (c) 3 <i>Two-year \$100,000 General Support grant</i> <i>Approved on Docket II - 2006</i>	50,000	-	-	50,000	-
<b>Latin United Community Housing Association</b> 3541 West North Avenue Chicago, IL 60647 501 (c) 3 <i>Two-year \$100,000 General Support grant</i> <i>Approved on Docket III-a - 2006</i>	50,000	-	-	-	50,000

## Fiscal Year 2007

Recipient and Grant Info	Beginning Balance 2007	Newly Allocated 2007	Amended 2007	Amount Paid 2007	Ending Balance 2007
<b>Lawndale Christian Development Corporation</b> 3843 W. Ogden Avenue Chicago, IL 60623 501 (c) 3 <i>One-year \$40,000 General Support grant</i> <i>Approved on Docket III-a - 2006</i>	20,000	-	-	20,000	-
<b>Lawyers Alliance for New York</b> 330 Seventh Avenue, 19th Floor New York, NY 10001 501 (c) 3 <i>Two-year \$70,000 General Support grant</i> <i>Approved on Docket III - 2006</i>	35,000	-	-	-	35,000
<b>Lawyers' Committee for Civil Rights Under Law</b> 1401 New York Avenue, NW Suite 400 Washington, DC 20005-2124 501 (c) 3 <i>One-year \$25,000 Project Support grant</i> <i>Approved on Docket I-c - 2007</i>	-	25,000	-	25,000	-
<b>Lee County Community Development Corporation, Inc.</b> 28 South Poplar Street PO Box 1005 Marianna, AR 72360 501 (c) 3 <i>One-year \$8,500 Project Support grant</i> <i>Approved on Docket I-EX - 2007</i>	-	8,500	-	8,500	-

## Fiscal Year 2007

Recipient and Grant Info	Beginning Balance 2007	Newly Allocated 2007	Amended 2007	Amount Paid 2007	Ending Balance 2007
<b>Lenders for Community Development</b> 111 W.St. John Street, Suite 800 San Jose, CA 95113 501 (c) 3 <i>Two-year \$150,000 General Support grant</i> <i>Approved on Docket II - 2007</i>	-	150,000	-	75,000	75,000
<b>Local Initiatives Support Corporation</b> 119 South Theobald Street, Suite 109 Greenville, MS 38701-4161 501 (c) 3 <i>Two-year \$150,000 Project Support grant</i> <i>Approved on Docket I-a - 2007</i>	-	150,000	-	75,000	75,000
<b>Local Initiatives Support Corporation</b> 660 Woodward Ave, Suite 1111 Detroit, MI 48226 501 (c) 3 <i>Two-year \$100,000 Project Support grant</i> <i>Approved on Docket III - 2006</i>	75,000	-	-	-	75,000
<b>Louisiana Disaster Recovery Foundation, Inc.</b> 445 N. 6th Street Baton Rouge, LA 70802 501 (c) 3 <i>Two-year \$100,000 General Support grant</i> <i>Approved on Docket III-a - 2006</i>	50,000	-	-	-	50,000

## Fiscal Year 2007

Recipient and Grant Info	Beginning Balance 2007	Newly Allocated 2007	Amended 2007	Amount Paid 2007	Ending Balance 2007
<b>Low Income Investment Fund</b> 100 Pine Street, Suite 1800 San Francisco, CA 94111 501 (c) 3 <i>Two-year \$250,000 General Support grant</i> <i>Approved on Docket III - 2006</i>	125,000	-	-	-	125,000
<b>Loyola University</b> c/o Marketumbrella.org 7214 St. Charles Avenue Box 907 New Orleans, LA 70118 501 (c) 3 <i>Two-year \$150,000 General Support grant</i> <i>Approved on Docket I-a - 2007</i>	-	150,000	-	75,000	75,000
<b>Manna, Inc.</b> 828 Evarts Street, NE Washington, DC 20018 501 (c) 3 <i>One-year \$75,000 General Support grant</i> <i>Approved on Docket III - 2007</i>	-	75,000	-	-	75,000
<b>McAllen Affordable Homes, Inc.</b> 1420 Erie Avenue McAllen, TX 78501 501 (c) 3 <i>Two-year \$150,000 General Support grant</i> <i>Approved on Docket III - 2007</i>	-	150,000	-	-	150,000

## Fiscal Year 2007

Recipient and Grant Info	Beginning Balance 2007	Newly Allocated 2007	Amended 2007	Amount Paid 2007	Ending Balance 2007
<b>Mercy Housing California</b> 1360 Mission Street, Suite 300 San Francisco, CA 94103 501 (c) 3 <i>Two-year \$150,000 Project Support grant</i> <i>Approved on Docket I - 2007</i>	-	150,000	-	75,000	75,000
<b>Metro IAF, Inc.</b> c/o Queens Citizens Organization 85-18 61st Road Rego Park, NY 11374 501 (c) 3 <i>Two-year \$180,000 General Support grant</i> <i>Approved on Docket III - 2007</i>	-	180,000	-	-	180,000
<b>Metropolitan Consortium of Community Developers</b> 3137 Chicago Avenue Minneapolis, MN 55407 <i>One-year \$30,000 grant</i> <i>Approved on Docket III - 2007</i>	-	30,000	-	-	30,000
<b>Metropolitan Planning Council</b> 25 E. Washington Street Suite 1600 Chicago, IL 60602 501 (c) 3 <i>One-year \$100,000 Project Support grant</i> <i>Approved on Docket I - 2007</i>	-	100,000	-	100,000	-

## Fiscal Year 2007

Recipient and Grant Info	Beginning Balance 2007	Newly Allocated 2007	Amended 2007	Amount Paid 2007	Ending Balance 2007
<b>Minnesota Campus Compact</b> 2356 University Avenue West Suite 280 Saint Paul, MN 55114-1851 <i>One-year \$30,000 Project Support grant</i> <i>Approved on Docket I-c - 2007</i>	-	30,000	-	30,000	-
<b>Mission Economic Development Association</b> 3505 20th Street San Francisco, CA 94110 501 (c) 3 <i>Two-year \$100,000 General Support grant</i> <i>Approved on Docket I - 2006</i>	50,000	-	-	50,000	-
<b>Mountain Association for Community Economic Development</b> 433 Chestnut Street Berea, KY 40403 501 (c) 3 <i>Two-year \$150,000 General Support grant</i> <i>Approved on Docket II - 2006</i>	75,000	-	-	75,000	-
<b>National American Indian Housing Council</b> 50 F Street NW, Suite 3300 Washington, DC 20001 501 (c) 3 <i>One-year \$75,000 General Support grant</i> <i>Approved on Docket I - 2007</i>	-	75,000	-	75,000	-

## Fiscal Year 2007

Recipient and Grant Info	Beginning Balance 2007	Newly Allocated 2007	Amended 2007	Amount Paid 2007	Ending Balance 2007
<b>National Association for the Education of Young Children</b> 1313 L Street, NW, Suite 500 Washington, DC 20005 501 (c) 3 <i>Two-year \$150,000 Project Support grant</i> <i>Approved on Docket I-b - 2007</i>	-	150,000	-	75,000	75,000
<b>* National Community Investment Fund</b> 2230 S. Michigan Avenue Chicago, IL 60616 <b>Expenditure Responsibility</b> <i>One-year \$30,000 Project Support grant</i> <i>Approved on Docket I-b - 2007</i>	-	30,000	-	30,000	-
<b>National Community Reinvestment Coalition, Inc.</b> 727 15th Street, NW, Suite 900 Washington, DC 20005 501 (c) 3 <i>Two-year \$400,000 General Support grant</i> <i>Approved on Docket III-a - 2007</i>	-	400,000	-	-	400,000
<b>National Federation of Community Development Credit Unions, Inc.</b> 116 John Street, 33rd Floor New York, NY 10038 501 (c) 3 <i>Two-year \$100,000 General Support grant</i> <i>Approved on Docket II - 2006</i>	50,000	-	-	50,000	-

## Fiscal Year 2007

Recipient and Grant Info	Beginning Balance 2007	Newly Allocated 2007	Amended 2007	Amount Paid 2007	Ending Balance 2007
<b>National Federation of Community Development Credit Unions, Inc.</b> 116 John Street, 33rd Floor New York, NY 10038 501 (c) 3 <i>One-year \$50,000 General Support grant</i> <i>Approved on Docket I-a - 2007</i>	-	50,000	-	50,000	-
<b>National Housing Institute</b> 460 Bloomfield Ave., Suite 211 Montclair, NJ 07042-3552 501 (c) 3 <i>Two-year \$80,000 General Support grant</i> <i>Approved on Docket I - 2006</i>	40,000	-	-	40,000	-
<b>Native American Community Development Corporation</b> PO Box 3029 Browning, MT 59417 501 (c) 3 <i>Two-year \$100,000 General Support grant</i> <i>Approved on Docket I-b - 2007</i>	-	100,000	-	50,000	50,000
<b>Neighborhood Development Center, Inc.</b> 663 University Avenue, Suite 200 St. Paul, MN 55104 501 (c) 3 <i>Two-year \$150,000 General Support grant</i> <i>Approved on Docket III - 2007</i>	-	150,000	-	-	150,000

## Fiscal Year 2007

Recipient and Grant Info	Beginning Balance 2007	Newly Allocated 2007	Amended 2007	Amount Paid 2007	Ending Balance 2007
<b>Neighborhood Funders Group, Inc.</b> 1301 Connecticut Avenue N.W, Suite 500 Washington, DC 20036 501 (c) 3 <i>One-year \$1,500 Project Support grant</i> <i>Approved on Docket III-EX - 2007</i>	-	1,500	-	-	1,500
<b>Neighborhood Funders Group, Inc.</b> 1301 Connecticut Avenue N.W, Suite 500 Washington, DC 20036 501 (c) 3 <i>Two-year \$90,000 General &amp; Project Support grant</i> <i>Approved on Docket II - 2007</i>	-	90,000	-	50,000	40,000
<b>Neighborhood Housing Services of Chicago, Inc.</b> 1279 N. Milwaukee Avenue, 5th Floor Chicago, IL 60622 501 (c) 3 <i>Two-year \$250,000 General Support grant</i> <i>Approved on Docket II-a - 2007</i>	-	250,000	-	125,000	125,000
<b>Neighborhood Housing Services of New York City, Inc.</b> 307 West 36th Street, 12th Floor New York, NY 10018 501 (c) 3 <i>Two-year \$250,000 General Support grant</i> <i>Approved on Docket I - 2007</i>	-	250,000	-	125,000	125,000
<b>Neighborhood Housing Services of San Antonio</b> 851 Steves Ave San Antonio, TX 78210 <i>Two-year \$60,000 General Support grant</i> <i>Approved on Docket III - 2007</i>	-	60,000	-	-	60,000

# Fiscal Year 2007

Recipient and Grant Info	Beginning Balance 2007	Newly Allocated 2007	Amended 2007	Amount Paid 2007	Ending Balance 2007
<b>Neighborhood Reinvestment Corporation</b> 1325 G Street, NW, Suite 800 Washington, DC 20005 501 (c) 3 <i>Two-year \$450,000 Project Support grant</i> <i>Approved on Docket I - 2006</i>	225,000	-	-	225,000	-
<b>New America Foundation</b> 1630 Connecticut Ave , NW Suite 700 Washington, DC 20009 501 (c) 3 <i>Two-year \$200,000 Project Support grant</i> <i>Approved on Docket II - 2006</i>	75,000	-	-	75,000	-
<b>New Hampshire Community Loan Fund, Inc.</b> #7 Wall Street Concord, NH 03301 501 (c) 3 <i>Two-year \$200,000 General Support grant</i> <i>Approved on Docket II - 2006</i>	100,000	-	-	100,000	-
<b>New Jersey Citizen Action Education Fund, Inc.</b> 744 Broad Street, Suite 2080 Newark, NJ 07102 501 (c) 3 <i>Two-year \$150,000 General Support grant</i> <i>Approved on Docket II - 2007</i>	-	150,000	-	75,000	75,000

## Fiscal Year 2007

Recipient and Grant Info	Beginning Balance 2007	Newly Allocated 2007	Amended 2007	Amount Paid 2007	Ending Balance 2007
<b>New York City Financial Network Action Consortium, Inc.</b> 175 Remsen Street, Suite 350 Brooklyn, NY 11201 501 (c) 3 <i>One-year \$30,000 General Support grant</i> <i>Approved on Docket II - 2007</i>	-	30,000	-	30,000	-
<b>New York Industrial Retention Network</b> 11 Park Place, Suite 914 New York, NY 10007 <i>One-year \$40,000 General Support grant</i> <i>Approved on Docket I-b - 2007</i>	-	40,000	-	40,000	-
<b>New York Regional Association of Grantmakers</b> 79 Fifth Avenue, 4th Floor New York, NY 10003-3076 501 (c) 3 <i>One-year \$10,000 Project Support grant</i> <i>Approved on Docket III - 2007</i>	-	10,000	-	-	10,000
<b>Nonprofit Finance Fund</b> 70 West 36th Street, 11th Floor New York, NY 10018-8007 501 (c) 3 <i>One-year \$75,000 Project Support grant</i> <i>Approved on Docket I - 2007</i>	-	75,000	-	75,000	-
<b>North Carolina Community Development Initiative, Inc.</b> P.O. Box 98148 Raleigh, NC 27624 501 (c) 3 <i>Two-year \$200,000 General Support grant</i> <i>Approved on Docket III - 2006</i>	100,000	-	-	-	100,000

# Fiscal Year 2007

Recipient and Grant Info	Beginning Balance 2007	Newly Allocated 2007	Amended 2007	Amount Paid 2007	Ending Balance 2007
<b>North Carolina Minority Support Center</b> PO Box 2086 Durham, NC 27702-2086 501 (c) 3 <i>6-month \$25,000 General Support grant</i> <i>Approved on Docket I - 2007</i>	-	25,000	-	25,000	-
<b>Northcountry Cooperative Foundation</b> 219 Main Street SE, Suite 500 Minneapolis, MN 55414 501 (c) 3 <i>Two-year \$70,000 General Support grant</i> <i>Approved on Docket III - 2006</i>	35,000	-	-	35,000	-
<b>NorthStar Community Development Corporation</b> 3800 Puritan Detroit, MI 48238 501 (c) 3 <i>Two-year \$35,000 General Support grant</i> <i>Approved on Docket II - 2005</i>	35,000	-	(35,000)	-	-
<b>Northwest Detroit Neighborhood Development, Inc.</b> Box 231132 Detroit, MI 48223 501 (c) 3 <i>Two-year \$100,000 General Support grant</i> <i>Approved on Docket III - 2006</i>	50,000	-	-	-	50,000

## Fiscal Year 2007

Recipient and Grant Info	Beginning Balance 2007	Newly Allocated 2007	Amended 2007	Amount Paid 2007	Ending Balance 2007
<b>Oakland Livingston Human Service Agency</b> 196 Cesar E. Chavez Avenue PO Box 430598 Pontiac, MI 48343-0598 501 (c) 3 <i>Two-year \$100,000 General Support grant</i> <i>Approved on Docket II - 2006</i>	50,000	-	-	50,000	-
<b>Oakland Livingston Human Service Agency</b> 196 Cesar E. Chavez Avenue PO Box 430598 Pontiac, MI 48343-0598 501 (c) 3 <i>One-year \$5,000 Project Support grant</i> <i>Approved on Docket II-EX - 2007</i>	-	5,000	-	5,000	-
<b>Opportunity Finance Corporation</b> 620 Chestnut Street, Suite 572 Philadelphia, PA 19106-3406 501 (c) 3 <i>Two-year \$100,000 Project Support grant</i> <i>Approved on Docket III - 2006</i>	50,000	-	-	-	50,000
<b>Paraprofessional Healthcare Institute, Inc.</b> 349 East 149th Street, 10th Floor Bronx, NY 10451 501 (c) 3 <i>Two-year \$250,000 General Support grant</i> <i>Approved on Docket III - 2006</i>	125,000	-	-	-	125,000

# Fiscal Year 2007

Recipient and Grant Info	Beginning Balance 2007	Newly Allocated 2007	Amended 2007	Amount Paid 2007	Ending Balance 2007
<b>PeopleFund</b> 207 East Chalmers Avenue Austin, TX 78702 501 (c) 3 <i>Two-year \$100,000 General Support grant Approved on Docket II - 2006</i>	50,000	-	-	50,000	-
<b>Peoples' Self-Help Housing Corporation</b> 3533 Empleo Street San Luis Obispo, CA 93401 501 (c) 3 <i>Two-year \$120,000 General Support grant Approved on Docket II - 2007</i>	-	120,000	-	60,000	60,000
<b>President &amp; Fellows of Harvard College</b> The Harvard Project on American Indian Economic Development 79 John F. Kennedy Street Cambridge, MA 02138 <i>One-year \$25,000 Project Support grant Approved on Docket I-c - 2007</i>	-	25,000	-	25,000	-
<b>The Progress Fund</b> 425 West Pittsburgh Street Greensburg, PA 15601 501 (c) 3 <i>Two-year \$90,000 General Support grant Approved on Docket III-a - 2006</i>	45,000	-	-	-	45,000

## Fiscal Year 2007

Recipient and Grant Info	Beginning Balance 2007	Newly Allocated 2007	Amended 2007	Amount Paid 2007	Ending Balance 2007
<b>Proyecto Azteca</b> PO Box 27 San Juan, TX 78589 501 (c) 3 <i>Two-year \$100,000 General Support grant</i> <i>Approved on Docket III - 2005</i>	50,000	-	-	50,000	-
<b>Quitman County Development Organization, Inc.</b> P.O. Box 386 201 Humphrey Street Marks, MS 38646-0386 501 (c) 3 <i>Two-year \$150,000 General Support grant</i> <i>Approved on Docket II - 2006</i>	75,000	-	-	75,000	-
<b>The Reinvestment Fund, Inc.</b> 718 Arch Street, Suite 300 North Philadelphia, PA 19106-1591 501 (c) 3 <i>Two-year \$250,000 General Support grant</i> <i>Approved on Docket III - 2006</i>	125,000	-	-	-	125,000
<b>The Resurrection Project</b> 1818 South Paulina Street Chicago, IL 60608 501 (c) 3 <i>Two-year \$200,000 General Support grant</i> <i>Approved on Docket III - 2007</i>	-	200,000	-	-	200,000

## Fiscal Year 2007

Recipient and Grant Info	Beginning Balance 2007	Newly Allocated 2007	Amended 2007	Amount Paid 2007	Ending Balance 2007
<b>Rockefeller Philanthropy Advisors, Inc.</b> 437 Madison Avenue, 37th Floor New York, NY 10022 501 (c) 3 <i>One-year \$75,000 grant</i> <i>Approved on Docket II - 2007</i>	-	75,000	-	45,000	30,000
<b>Rural Advancement Foundation International - USA</b> 274 Pittsboro Elementary Road PO Box 640 Pittsboro, NC 27312 501 (c) 3 <i>Two-year \$100,000 General Support grant</i> <i>Approved on Docket II - 2007</i>	-	100,000	-	50,000	50,000
<b>Rural Collaborative, Inc.</b> PO Box 80806 Portland, OR 97280 501 (c) 3 <i>Two-year \$100,000 General Support grant</i> <i>Approved on Docket I - 2006</i>	50,000	-	-	50,000	-
<b>Saint Joseph's Carpenter Society</b> 20 Church Street Camden, NJ 08105 501 (c) 3 <i>Two-year \$100,000 General Support grant</i> <i>Approved on Docket II - 2006</i>	50,000	-	-	50,000	-

## Fiscal Year 2007

Recipient and Grant Info	Beginning Balance 2007	Newly Allocated 2007	Amended 2007	Amount Paid 2007	Ending Balance 2007
<b>San Antonio Alternative Housing Corporation</b> 1215 S. Trinity Street San Antonio, TX 78207 <i>One-year \$25,000 General Support grant</i> <i>Approved on Docket II-b - 2007</i>	-	25,000	-	25,000	-
<b>Sargent Shriver National Center on Poverty Law</b> 50 East Washington, Suite 500 Chicago, IL 60602 501 (c) 3 <i>Two-year \$20,000 Project Support grant</i> <i>Approved on Docket III - 2006</i>	10,000	-	-	-	10,000
<b>Self-Help Enterprises</b> 8445 W. Elowin Court P. O. Box 6520 Visalia, CA 93290-6520 501 (c) 3 <i>Two-year \$100,000 General Support grant</i> <i>Approved on Docket III - 2006</i>	50,000	-	-	-	50,000
<b>The Sheltering Arms</b> 385 Centennial Olympic Park Drive NW Atlanta, GA 30313 501 (c) 3 <i>Two-year \$200,000 General Support grant</i> <i>Approved on Docket II - 2006</i>	100,000	-	-	100,000	-
<b>Shorebank Enterprise Detroit</b> 14533 Mack Avenue Detroit, MI 48205 <i>One-year \$50,000 General Support grant</i> <i>Approved on Docket II-a - 2007</i>	-	50,000	-	50,000	-

## Fiscal Year 2007

Recipient and Grant Info	Beginning Balance 2007	Newly Allocated 2007	Amended 2007	Amount Paid 2007	Ending Balance 2007
<b>Shorebank Enterprise Group Pacific</b> P. O. Box 826 203 Howerton Way, SE Ilwaco, WA 98624 501 (c) 3 <i>Two-year \$200,000 Project Support grant</i> <i>Approved on Docket II - 2006</i>	100,000	-	-	100,000	-
<b>Southern Financial Partners</b> PO Box 2507 Helena-West Helena, AR 72390 501 (c) 3 <i>Two-year \$150,000 General Support grant</i> <i>Approved on Docket III - 2007</i>	-	150,000	-	-	150,000
<b>Southern Good Faith Fund</b> 2304 W. 29th Avenue Pine Bluff, AR 71603 <i>Two-year \$80,000 General Support grant</i> <i>Approved on Docket II - 2007</i>	-	80,000	-	40,000	40,000
<b>Southern Mutual Help Association, Inc.</b> 3602 Old Jeanerette Road New Iberia, LA 70563 501 (c) 3 <i>Two-year \$150,000 General Support grant</i> <i>Approved on Docket II - 2007</i>	-	150,000	-	75,000	75,000

## Fiscal Year 2007

Recipient and Grant Info	Beginning Balance 2007	Newly Allocated 2007	Amended 2007	Amount Paid 2007	Ending Balance 2007
<b>Southern New Hampshire University</b> 2500 North River Road Manchester, NH 03106-1045 501 (c) 3 <i>One-year \$35,000 Project Support grant</i> <i>Approved on Docket I-b - 2007</i>	-	35,000	-	35,000	-
<b>Southern New Hampshire University</b> 2500 North River Road Manchester, NH 03106-1045 501 (c) 3 <i>One-year \$100,000 Project Support grant</i> <i>Approved on Docket III-a - 2006</i>	100,000	-	-	100,000	-
<b>Southern New Hampshire University</b> 2500 North River Road Manchester, NH 03106-1045 501 (c) 3 <i>One-year \$75,000 Project Support grant</i> <i>Approved on Docket III-EX - 2006</i>	75,000	-	-	75,000	-
<b>Southern New Hampshire University</b> 2500 North River Road Manchester, NH 03106-1045 501 (c) 3 <i>One-year \$50,000 Project Support grant</i> <i>Approved on Docket III-a - 2007</i>	-	50,000	-	-	50,000

## Fiscal Year 2007

Recipient and Grant Info	Beginning Balance 2007	Newly Allocated 2007	Amended 2007	Amount Paid 2007	Ending Balance 2007
<b>The State of the USA</b> 900 17 St NW, #700 Washington, DC 20006 501 (c) 3 <i>One-year \$150,000 Project Support grant</i> <i>Approved on Docket III-EX - 2006</i>	150,000	-	-	150,000	-
<b>Texas Association of Community Development Corporations</b> 1524 S. IH35, Suite 310 Austin, TX 78704 <i>One-year \$25,000 General Support grant</i> <i>Approved on Docket II - 2007</i>	-	25,000	-	25,000	-
<b>Texas Rio Grande Legal Aid, Inc.</b> 4920 IH35 Austin, TX 78751 501 (c) 3 <i>Two-year \$70,000 Project Support grant</i> <i>Approved on Docket II - 2006</i>	35,000	-	-	35,000	-
<b>Trustees of Boston College</b> Institute for Responsible Investment At the Center for Responsible Investment At Boston College Wallace E. Carroll School of Management 55 Let Road Chestnut Hill, MA 02467-3942 <i>One-year \$50,000 Project Support grant</i> <i>Approved on Docket II-c - 2006</i>	20,000	-	-	20,000	-

## Fiscal Year 2007

Recipient and Grant Info	Beginning Balance 2007	Newly Allocated 2007	Amended 2007	Amount Paid 2007	Ending Balance 2007
<b>United Cerebral Palsy Association of Texas, Inc.</b> 1016 La Posada Suite 145 Austin, TX 78752 501 (c) 3 <i>Two-year \$50,000 Project Support grant</i> <i>Approved on Docket I - 2006</i>	25,000	-	-	25,000	-
<b>United Way of New York City</b> 2 Park Avenue New York, NY 10016-1503 501 (c) 3 <i>Two-year \$100,000 Project Support grant</i> <i>Approved on Docket III - 2007</i>	-	100,000	-	-	100,000
<b>University of North Carolina at Chapel Hill</b> School of Social Work 301 Pittsboro Street CB 3550 Chapel Hill, NC 27599-3550 <i>Two-year \$50,000 Project Support grant</i> <i>Approved on Docket II-b - 2007</i>	-	50,000	-	25,000	25,000
<b>University of Southern Mississippi</b> Box 5163 Hattiesburg, MS 39406-5163 <i>Two-year \$100,000 Project Support grant</i> <i>Approved on Docket III - 2007</i>	-	100,000	-	-	100,000
<b>Valley Economic Development Center, Inc.</b> 5121 Van Nuys Blvd., 3rd Floor Van Nuys, CA 91403 501 (c) 3 <i>Two-year \$150,000 General Support grant</i> <i>Approved on Docket I - 2006</i>	75,000	-	-	75,000	-

## Fiscal Year 2007

Recipient and Grant Info	Beginning Balance 2007	Newly Allocated 2007	Amended 2007	Amount Paid 2007	Ending Balance 2007
<b>Visionary Home Builders of California, Inc.</b> 315 N. San Joaquin Street, 2nd Fl. Stockton, CA 95202 501 (c) 3 <i>Two-year \$70,000 General Support grant</i> <i>Approved on Docket I - 2006</i>	35,000	-	-	35,000	-
<b>Washington Interfaith Network</b> 1226 Vermont Avenue, NW Washington, DC 20005 501 (c) 3 <i>Two-year \$150,000 General &amp; Project Support grant</i> <i>Approved on Docket III - 2007</i>	-	150,000	-	-	150,000
<b>Washington University</b> Center for Social Development Campus Box 1196 One Brookings Drive St. Louis, MO 63130 501 (c) 3 <i>Two-year \$200,000 Project Support grant</i> <i>Approved on Docket III - 2006</i>	100,000	-	-	-	100,000
<b>Woodstock Institute</b> 29 E. Madison, Suite 1710 Chicago, IL 60602-4566 501 (c) 3 <i>Two-year \$200,000 General Support grant</i> <i>Approved on Docket I - 2007</i>	-	200,000	-	100,000	100,000

## Fiscal Year 2007

Recipient and Grant Info	Beginning Balance 2007	Newly Allocated 2007	Amended 2007	Amount Paid 2007	Ending Balance 2007
<b>World Institute on Disability</b> 510 16th St., Suite 100 Oakland, CA 94612-1500 501 (c) 3 <i>Two-year \$50,000 Project Support grant</i> <i>Approved on Docket III - 2006</i>	25,000	-	-	25,000	-

## Fiscal Year 2007

Recipient and Grant Info	Beginning Balance 2007	Newly Allocated 2007	Amended 2007	Amount Paid 2007	Ending Balance 2007
<b>BoardSource</b> 1828 L Street, N.W.-Suite 900 Washington, DC 20036-4907 501 (c) 3 <i>One-year \$2,500 General Support grant</i> <i>Approved in 2007</i>	-	2,500	-	2,500	-
<b>Council on Foundations, Inc.</b> 2121 Crystal Drive, Suite 700 Arlington, VA 22201 501 (c) 3 <i>One-year \$32,100 General Support grant</i> <i>Approved in 2007</i>	-	32,100	-	32,100	-
<b>Council on Foundations, Inc.</b> 2121 Crystal Drive, Suite 700 Arlington, VA 22201 501 (c) 3 <i>One-year \$5,000 General Support grant</i> <i>Approved on Docket I-EX - 2007</i>	-	5,000	-	5,000	-
<b>The Foundation Center</b> 79 Fifth Avenue New York, NY 10003-3076 501 (c) 3 <i>One-year \$5,000 General Support grant</i> <i>Approved in 2007</i>	-	5,000	-	5,000	-

## Fiscal Year 2007

Recipient and Grant Info	Beginning Balance 2007	Newly Allocated 2007	Amended 2007	Amount Paid 2007	Ending Balance 2007
<b>Funders' Network for Smart Growth and Livable Communities</b>	-	5,000	-	5,000	-
1500 San Remo Ave, Suite 249 Coral Gables, Florida 33146 501 (c) 3 <i>One-year \$5,000 General Support grant Approved in 2007</i>					
<b>Grantmakers for Effective Organizations</b>	-	2,000	-	2,000	-
1413 K Street, NW, 2nd Floor Washington, DC 20005 501 (c) 3 <i>One-year \$2,000 General Support grant Approved in 2007</i>					
<b>Independent Sector</b>	-	10,000	-	10,000	-
1200 Eighteenth Street, NW Suite 200 Washington, DC 20036 501 (c) 3 <i>One-year \$10,000 General Support grant Approved in 2007</i>					
<b>New York Regional Association of Grantmakers</b>	-	11,000	-	11,000	-
79 Fifth Avenue, 4th Floor New York, NY 10003-3076 501 (c) 3 <i>One-year \$11,000 General Support grant Approved in 2007</i>					

## Fiscal Year 2007

Recipient and Grant Info	Beginning Balance 2007	Newly Allocated 2007	Amended 2007	Amount Paid 2007	Ending Balance 2007
<b>Nonprofit Coordinating Committee of New York, Inc.</b> 1350 Broadway-Suite 1801 New York, NY 10018-7802 501 (c) 3 <i>One-year \$2,000 General Support grant            Approved in 2007</i>	-	2,000	-	2,000	-
<b>Philanthropic Research, Inc.</b> 4801 Courthouse St. Suite 220 Williamsburg, VA 23188 501 (c) 3 <i>One-year \$10,000 General Support grant            Approved in 2007</i>	-	10,000	-	10,000	-

## Fiscal Year 2007

Recipient and Grant Info	Beginning Balance 2007	Newly Allocated 2007	Amended 2007	Amount Paid 2007	Ending Balance 2007
<b>Association of Black Foundation Executives, Inc.</b> 55 Exchange Place New York, NY 10005 501 (c) 3 <i>One-year \$1,000 General Support grant            Approved in 2007</i>	-	1,000	-	1,000	-
<b>Bank Street College of Education</b> 610 West 112 Street New York, NY 10025-1120 501 (c) 3 <i>One-year \$1,000 General Support grant            Approved in 2007</i>	-	1,000	-	1,000	-
<b>BoardSource</b> 1828 L Street, N W.-Suite 900 Washington, DC 20036-4907 501 (c) 3 <i>One-year \$1,000 General Support grant            Approved in 2007</i>	-	1,000	-	1,000	-
<b>California Polytechnic State University Alumni Association</b> Alumni House Cal Poly San Luis Obispo, CA 93407 501 (c) 3 <i>One-year \$1,000 General Support grant            Approved in 2007</i>	-	1,000	-	1,000	-

## Fiscal Year 2007

Recipient and Grant Info	Beginning Balance 2007	Newly Allocated 2007	Amended 2007	Amount Paid 2007	Ending Balance 2007
<b>Center for Effective Philanthropy</b> 675 Massachusetts Avenue, 7th Floor Cambridge, MA 02139 501 (c) 3 <i>One-year \$1,000 General Support grant            Approved in 2007</i>	-	1,000	-	1,000	-
<b>Center for Urban Community Services, Inc.</b> 120 Wall Street, 25th Floor New York, NY 10005 501 (c) 3 <i>One-year \$1,000 General Support grant            Approved in 2007</i>	-	1,000	-	1,000	-
<b>Child Care and Learning Center, Inc.</b> PO Box 520 Washington, VA 22747 501 (c) 3 <i>One-year \$500 General Support grant            Approved in 2007</i>	-	500	-	500	-
<b>The Classical Theatre of Harlem, Inc.</b> 520 8th Avenue, #313 New York, NY 10018 <i>One-year \$1,000 General Support grant            Approved in 2007</i>	-	1,000	-	1,000	-
<b>Credit Where Credit Is Due, Inc.</b> 4211 Broadway New York, NY 10033 501 (c) 3 <i>One-year \$1,000 General Support grant            Approved in 2007</i>	-	1,000	-	1,000	-

## Fiscal Year 2007

Recipient and Grant Info	Beginning Balance 2007	Newly Allocated 2007	Amended 2007	Amount Paid 2007	Ending Balance 2007
<b>Juan Pablo Duarte Foundation</b> 427 FT. Washington Avenue, BS-A New York, NY 10033 501 (c) 3 <i>One-year \$1,000 General Support grant            Approved in 2007</i>	-	1,000	-	1,000	-
<b>Louisiana Disaster Recovery Foundation, Inc.</b> 445 N. 6th Street Baton Rouge, LA 70802 501 (c) 3 <i>One-year \$1,000 General Support grant            Approved in 2007</i>	-	1,000	-	1,000	-
<b>MDC, Inc.</b> Post Office Box 17268 Chapel Hill, NC 27516-7268 501 (c) 3 <i>One-year \$1,000 General Support grant            Approved in 2007</i>	-	1,000	-	1,000	-
<b>New York City Arts Outreach, Inc.</b> 50 East 7th Street New York, NY 10003 501 (c) 3 <i>One-year \$1,000 General Support grant            Approved in 2007</i>	-	1,000	-	1,000	-

## Fiscal Year 2007

Recipient and Grant Info	Beginning Balance 2007	Newly Allocated 2007	Amended 2007	Amount Paid 2007	Ending Balance 2007
<b>Northern Manhattan Coalition for Immigrant Rights</b> 665 West 182nd Street New York, NY 10033 501 (c) 3 <i>One-year \$1,000 General Support grant</i> <i>Approved in 2007</i>	-	1,000	-	1,000	-
<b>Northern Piedmont Community Foundation</b> c/o Elizabeth Henrickson PO Box 182 Warrenton, VA 20188 501 (c) 3 <i>One-year \$500 General Support grant</i> <i>Approved in 2007</i>	-	500	-	500	-
<b>Pro Kids Golf Academy, Inc.</b> 4085 52nd Street San Diego, CA 92105 <i>One-year \$1,000 General Support grant</i> <i>Approved in 2007</i>	-	1,000	-	1,000	-
<b>The Rappahannock Non-Profit Center</b> PO Box 21 Sperryville, VA 22740 501 (c) 3 <i>One-year \$1,000 General Support grant</i> <i>Approved in 2007</i>	-	1,000	-	1,000	-

## Fiscal Year 2007

Recipient and Grant Info	Beginning Balance 2007	Newly Allocated 2007	Amended 2007	Amount Paid 2007	Ending Balance 2007
<b>Rockefeller Philanthropy Advisors, Inc.</b> 437 Madison Avenue, 37th Floor New York, NY 10022 501 (c) 3 <i>One-year \$1,000 General Support grant</i> <i>Approved in 2007</i>	-	1,000	-	1,000	-
<b>Room for ALL, Inc.</b> 26 Railroad Avenue, #341 Babylon, NY 11702 <i>One-year \$1,000 General Support grant</i> <i>Approved in 2007</i>	-	1,000	-	1,000	-
<b>Sustainable Long Island, Inc.</b> 45A Seaman Avenue Bethpage, NY 11714 501 (c) 3 <i>One-year \$1,000 General Support grant</i> <i>Approved in 2007</i>	-	1,000	-	1,000	-

## Fiscal Year 2007

Recipient and Grant Info	Beginning Balance 2007	Newly Allocated 2007	Amended 2007	Amount Paid 2007	Ending Balance 2007
<b>American Cancer Society, Inc.</b> 6725 Lyons St East Syracuse, NY 13057 501 (c) 3 <i>One-year \$50 General Support grant Approved in 2007</i>	-	50	-	50	-
<b>American Farmland Trust</b> 1200 18th Street Suite 800 Washington, DC 20036 501 (c) 3 <i>One-year \$200 General Support grant Approved in 2007</i>	-	200	-	200	-
<b>American Friends Service Committee</b> 1501 Cherry Street Philadelphia, PA 19102 501 (c) 3 <i>One-year \$100 General Support grant Approved in 2007</i>	-	100	-	100	-
<b>Asian Americans United</b> 1900 South 8th Street, Room B3 Philadelphia, PA 191548 501 (c) 3 <i>One-year \$150 General Support grant Approved in 2007</i>	-	150	-	150	-

## Fiscal Year 2007

Recipient and Grant Info	Beginning Balance 2007	Newly Allocated 2007	Amended 2007	Amount Paid 2007	Ending Balance 2007
<b>Asian Americans United</b> 1900 South 8th Street, Room B3 Philadelphia, PA 191548 501 (c) 3 <i>One-year \$150 General Support grant</i> <i>Approved in 2007</i>	-	150	-	150	-
<b>A Better Chance of Wilton, Inc.</b> P.O. Box 7658 Wilton, CT 06897 <i>One-year \$100 General Support grant</i> <i>Approved in 2007</i>	-	100	-	100	-
<b>Casita Maria, Inc.</b> 928 Simpson Street Bronx, NY 10459 501 (c) 3 <i>One-year \$100 General Support grant</i> <i>Approved in 2007</i>	-	100	-	100	-
<b>Center for Urban Community Services, Inc.</b> 120 Wall Street, 25th Floor New York, NY 10005 501 (c) 3 <i>One-year \$500 General Support grant</i> <i>Approved in 2007</i>	-	500	-	500	-

## Fiscal Year 2007

Recipient and Grant Info	Beginning Balance 2007	Newly Allocated 2007	Amended 2007	Amount Paid 2007	Ending Balance 2007
<b>Community Foundation of New Jersey</b> PO Box 338 Knox Hill Road Morristown, NJ 07963-0338 501 (c) 3 <i>One-year \$5,000 General Support grant</i> <i>Approved in 2007</i>	-	5,000	-	5,000	-
<b>Dana Farber Cancer Institute</b> 44 Binney Street, BP535B Boston, MA 02115 501 (c) 3 <i>One-year \$40 General Support grant</i> <i>Approved in 2007</i>	-	40	-	40	-
<b>Earth Ways Foundation, Inc.</b> PMB #226 123 Seventh Avenue Brooklyn, NY 11215 501 (c) 3 <i>One-year \$150 General Support grant</i> <i>Approved in 2007</i>	-	150	-	150	-
<b>Educational Broadcasting Corporation/Thirteen WNET</b> 450 West 33rd Street New York, NY 10001 501 (c) 3 <i>One-year \$40 General Support grant</i> <i>Approved in 2007</i>	-	40	-	40	-

## Fiscal Year 2007

Recipient and Grant Info	Beginning Balance 2007	Newly Allocated 2007	Amended 2007	Amount Paid 2007	Ending Balance 2007
<b>Emma Willard School</b> 285 Pawling Avenue Troy, NY 12180 501 (c) 3 <i>One-year \$3,500 General Support grant</i> <i>Approved in 2007</i>	-	3,500	-	3,500	-
<b>Financial Executives Networking Group, Inc.</b> 35 Bonnie Brook Road Westport, CT 06880 501 (c) 3 <i>One-year \$50 General Support grant</i> <i>Approved in 2007</i>	-	50	-	50	-
<b>Give Children A Choice, Inc.</b> PO Box 2298 Matthews, NC 28106 501 (c) 3 <i>One-year \$150 General Support grant</i> <i>Approved in 2007</i>	-	150	-	150	-
<b>Greens Farm Academy, Inc.</b> PO Box 998 35 Beachside Avenue Green Farms, CT 06838 501 (c) 3 <i>One-year \$1,000 General Support grant</i> <i>Approved in 2007</i>	-	1,000	-	1,000	-

## Fiscal Year 2007

Recipient and Grant Info	Beginning Balance 2007	Newly Allocated 2007	Amended 2007	Amount Paid 2007	Ending Balance 2007
<b>Grumman Hill Montessori Association, Inc.</b> 34 Whipple Road Wilton, CT 06897 501 (c) 3 <i>One-year \$250 General Support grant</i> <i>Approved in 2007</i>	-	250	-	250	-
<b>Juvenile Diabetes Research Foundation International</b> 432 Park Avenue South, 15th Floor New York, NY 10016 501 (c) 3 <i>One-year \$40 General Support grant</i> <i>Approved in 2007</i>	-	40	-	40	-
<b>Louisiana Disaster Recovery Foundation, Inc.</b> 445 N. 6th Street Baton Rouge, LA 70802 501 (c) 3 <i>One-year \$750 General Support grant</i> <i>Approved in 2007</i>	-	750	-	750	-
<b>March of Dimes Birth Defects Foundation</b> 233 Park Avenue South New York, NY 10003 501 (c) 3 <i>One-year \$25 General Support grant</i> <i>Approved in 2007</i>	-	25	-	25	-

## Fiscal Year 2007

Recipient and Grant Info	Beginning Balance 2007	Newly Allocated 2007	Amended 2007	Amount Paid 2007	Ending Balance 2007
<b>National Multiple Sclerosis Society New York City Chapter</b> 733 Third Avenue, 3rd Floor New York, NY 10017-3288 501 (c) 3 <i>One-year \$100 General Support grant</i> <i>Approved in 2007</i>	-	100	-	100	-
<b>New York Classical Theatre, Inc.</b> 741 West End Avenue Suite 1-E New York, NY 10025 501 (c) 3 <i>One-year \$100 General Support grant</i> <i>Approved in 2007</i>	-	100	-	100	-
<b>New York Community Trust/Community Funds, Inc.</b> 909 Third Avenue New York, NY 10022 501 (c) 3 <i>One-year \$5,000 General Support grant</i> <i>Approved in 2007</i>	-	5,000	-	5,000	-
<b>New York Community Trust/Community Funds, Inc.</b> 909 Third Avenue New York, NY 10022 501 (c) 3 <i>One-year \$5,000 General Support grant</i> <i>Approved in 2007</i>	-	5,000	-	5,000	-

## Fiscal Year 2007

Recipient and Grant Info	Beginning Balance 2007	Newly Allocated 2007	Amended 2007	Amount Paid 2007	Ending Balance 2007
<b>New York Community Trust/Community Funds, Inc.</b> 909 Third Avenue New York, NY 10022 501 (c) 3 <i>One-year \$5,000 General Support grant</i> <i>Approved in 2007</i>	-	5,000	-	5,000	-
<b>One Stop Senior Services</b> 747 Amsterdam Avenue, 3rd Floor New York, NY 10025-5702 501 (c) 3 <i>One-year \$100 General Support grant</i> <i>Approved in 2007</i>	-	100	-	100	-
<b>One Stop Senior Services</b> 747 Amsterdam Avenue, 3rd Floor New York, NY 10025-5702 501 (c) 3 <i>One-year \$150 General Support grant</i> <i>Approved in 2007</i>	-	150	-	150	-
<b>Phillips Exeter Academy</b> 20 Main Street Exeter, NH 03833 501 (c) 3 <i>One-year \$250 General Support grant</i> <i>Approved in 2007</i>	-	250	-	250	-
<b>Planned Parenthood of Central North Carolina, Inc.</b> P.O. Box 3258 Chapel Hill, NC 27515-3258 <i>One-year \$2,000 General Support grant</i> <i>Approved in 2007</i>	-	2,000	-	2,000	-

## Fiscal Year 2007

Recipient and Grant Info	Beginning Balance 2007	Newly Allocated 2007	Amended 2007	Amount Paid 2007	Ending Balance 2007
<b>Public Radio International, Inc.</b> 100 North Sixth Street, Suite 900A Minneapolis, MN 55403 501 (c) 3 <i>One-year \$200 General Support grant            Approved in 2007</i>	-	200	-	200	-
<b>San Miguel-Casa, Inc.</b> 2418 Harris Blvd. Austin, TX 78703 <i>One-year \$100 General Support grant            Approved in 2007</i>	-	100	-	100	-
<b>Services for the Underserved, Inc.</b> 305 Seventh Avenue, 10th Floor New York, NY 10001 501 (c) 3 <i>One-year \$50 General Support grant            Approved in 2007</i>	-	50	-	50	-
<b>St. Louis University High School</b> 4970 Oakland Avenue St. Louis, MO 63110 501 (c) 3 <i>One-year \$50 General Support grant            Approved in 2007</i>	-	50	-	50	-

## Fiscal Year 2007

Recipient and Grant Info	Beginning Balance 2007	Newly Allocated 2007	Amended 2007	Amount Paid 2007	Ending Balance 2007
<b>The Trustees of Princeton University</b> 330 Alexander Street, 4th Floor PO Box 5357 Princeton, NJ 08543-5357 501 (c) 3 <i>One-year \$250 General Support grant</i> <i>Approved in 2007</i>	-	250	-	250	-
<b>Venture House, Inc.</b> 150-10 Hillside Avenue Jamaica, NY 11432 501 (c) 3 <i>One-year \$50 General Support grant</i> <i>Approved in 2007</i>	-	50	-	50	-
<b>Wellesley College</b> 106 Central Street Wellesley, MA 02481 <i>One-year \$400 General Support grant</i> <i>Approved in 2007</i>	-	400	-	400	-
<b>Wesleyan University</b> 318 High Street Middletown, CT 06459 501 (c) 3 <i>One-year \$100 General Support grant</i> <i>Approved in 2007</i>	-	100	-	100	-

## Fiscal Year 2007

Recipient and Grant Info	Beginning Balance 2007	Newly Allocated 2007	Amended 2007	Amount Paid 2007	Ending Balance 2007
<b>Williams College</b> 75 Park Street Williamstown, MA 01267 501 (c) 3 <i>One-year \$700 General Support grant            Approved in 2007</i>	-	700	-	700	-
<b>Wilton Land Conservation Trust</b> PO Box 77 Wilton, CT 06897 501 (c) 3 <i>One-year \$50 General Support grant            Approved in 2007</i>	-	50	-	50	-
<b>Yale University</b> P.O. Box 2038 New Haven, CT 06521-2038 <i>One-year \$200 General Support grant            Approved in 2007</i>	-	200	-	200	-

## Fiscal Year 2007

Recipient and Grant Info	Beginning Balance 2007	Newly Allocated 2007	Amended 2007	Amount Paid 2007	Ending Balance 2007
<b>American Friends of the Institute for Historical Research</b> Department of History U.S. Naval Academy Annapolis, MD 21402-5044 501 (c) 3 <i>One-year \$3,000 General Support grant</i> <i>Approved in 2007</i>	-	3,000	-	3,000	-
<b>Association Montessori International - USA</b> 410 Alexander Street Rochester, NY 14607-1028 <i>One-year \$2,500 General Support grant</i> <i>Approved in 2007</i>	-	2,500	-	2,500	-
<b>Bennett College</b> 900 E. Washington Street Greensboro, NC 27401 <i>One-year \$2,000 General Support grant</i> <i>Approved in 2007</i>	-	2,000	-	2,000	-
<b>Brain Mapping Medical Research Organization</b> 660 Charles E. Young Drive, South Los Angeles, CA 90095-7085 501 (c) 3 <i>One-year \$1,000 General Support grant</i> <i>Approved in 2007</i>	-	1,000	-	1,000	-
<b>Cal Poly Corporation</b> One Grant Avenue San Luis Obispo, CA 93407 <i>One-year \$1,500 General Support grant</i> <i>Approved in 2007</i>	-	1,500	-	1,500	-

## Fiscal Year 2007

Recipient and Grant Info	Beginning Balance 2007	Newly Allocated 2007	Amended 2007	Amount Paid 2007	Ending Balance 2007
<b>Cape Eleuthera Foundation, Inc.</b> P.O. Box 6008 Lawrenceville, NJ 08648 <i>One-year \$5,000 General Support grant</i> <i>Approved in 2007</i>	-	5,000	-	5,000	-
<b>Community Voices Heard Inc.</b> 170 East 116th Street New York, NY 10029 501 (c) 3 <i>One-year \$500 General Support grant</i> <i>Approved in 2007</i>	-	500	-	500	-
<b>Community Foundation of New Jersey</b> PO Box 338 Knox Hill Road Morristown, NJ 07963-0338 501 (c) 3 <i>One-year \$10,000 General Support grant</i> <i>Approved in 2007</i>	-	10,000	-	10,000	-
<b>Community Foundation of Southeastern Massachusetts, Inc.</b> 227 Union Street, Suite 609 New Bedford, MA 02740 501 (c) 3 <i>One-year \$5,000 General Support grant</i> <i>Approved in 2007</i>	-	5,000	-	5,000	-
<b>Duke University Press</b> P.O. Box 90660 Durham, NC 27708-0660 <i>One-year \$2,500 General Support grant</i> <i>Approved in 2007</i>	-	2,500	-	2,500	-

## Fiscal Year 2007

Recipient and Grant Info	Beginning Balance 2007	Newly Allocated 2007	Amended 2007	Amount Paid 2007	Ending Balance 2007
<b>Feed My Starving Children</b> 6750 W. Broadway Avenue Brooklyn Park, MN 55428-2355 <i>One-year \$500 General Support grant Approved in 2007</i>	-	500	-	500	-
<b>Friends of Nassau County Recreation, Inc.</b> c/o Tackapausha Museum & Preserve 2225 Washington Avenue Seaford, NY 11783 <i>One-year \$1,500 General Support grant Approved in 2007</i>	-	1,500	-	1,500	-
<b>Germantown Friends School</b> 31 West Coulter Street Philadelphia, PA 19144 501 (c) 3 <i>One-year \$1,000 General Support grant Approved in 2007</i>	-	1,000	-	1,000	-
<b>Greater Minneapolis Crisis Nursery</b> 5400 Glenwood Avenue Golden Valley, MN 55422 501 (c) 3 <i>One-year \$500 General Support grant Approved in 2007</i>	-	500	-	500	-
<b>Greens Farms Academy</b> 35 Beachside Avenue P.O. Box 998 Greens Farms, CT 06838 <i>One-year \$2,500 General Support grant Approved in 2007</i>	-	2,500	-	2,500	-

## Fiscal Year 2007

Recipient and Grant Info	Beginning Balance 2007	Newly Allocated 2007	Amended 2007	Amount Paid 2007	Ending Balance 2007
<b>Harlem Children's Zone, Inc.</b> 1916 Park Avenue, #212 New York, NY 10037 501 (c) 3 <i>One-year \$1,000 General Support grant            Approved in 2007</i>	-	1,000	-	1,000	-
<b>Housing Works, Inc.</b> 57 Willoughby Street Brooklyn, NY 11201 501 (c) 3 <i>One-year \$1,000 General Support grant            Approved in 2007</i>	-	1,000	-	1,000	-
<b>Indiana University Foundation</b> Office of Gift Development 1110 W. Michigan Street, LO 506 Indianapolis, IN 46202 501 (c) 3 <i>One-year \$1,000 General Support grant            Approved in 2007</i>	-	1,000	-	1,000	-
<b>Louisiana Disaster Recovery Foundation, Inc.</b> 445 N. 6th Street Baton Rouge, LA 70802 501 (c) 3 <i>One-year \$2,000 General Support grant            Approved in 2007</i>	-	2,000	-	2,000	-

# Fiscal Year 2007

Recipient and Grant Info	Beginning Balance 2007	Newly Allocated 2007	Amended 2007	Amount Paid 2007	Ending Balance 2007
<b>Make the Road by Walking</b> 301 Grove Street Brooklyn, NY 11237 501 (c) 3 <i>One-year \$500 General Support grant</i> <i>Approved in 2007</i>	-	500	-	500	-
<b>Martin Luther King Center</b> 40 W 40th Street Indianapolis, IN 46208 <i>One-year \$1,500 General Support grant</i> <i>Approved in 2007</i>	-	1,500	-	1,500	-
<b>MDC, Inc.</b> Post Office Box 17268 Chapel Hill, NC 27516-7268 501 (c) 3 <i>One-year \$1,000 General Support grant</i> <i>Approved in 2007</i>	-	1,000	-	1,000	-
<b>National Center for Fathering, Inc.</b> P.O. Box 413888 Kansas City, KS 64141 501 (c) 3 <i>One-year \$3,000 General Support grant</i> <i>Approved in 2007</i>	-	3,000	-	3,000	-
<b>Natural History Museum of the Adirondacks</b> PO Box 897 Tupper Lake, NY 12986 501 (c) 3 <i>One-year \$1,000 General Support grant</i> <i>Approved in 2007</i>	-	1,000	-	1,000	-

## Fiscal Year 2007

Recipient and Grant Info	Beginning Balance 2007	Newly Allocated 2007	Amended 2007	Amount Paid 2007	Ending Balance 2007
<b>New York Community Trust/Community Funds, Inc.</b> 909 Third Avenue New York, NY 10022 501 (c) 3 <i>One-year \$9,000 General Support grant            Approved in 2007</i>	-	9,000	-	9,000	-
<b>New York Community Trust/Community Funds, Inc.</b> 909 Third Avenue New York, NY 10022 501 (c) 3 <i>One-year \$6,000 General Support grant            Approved in 2007</i>	-	6,000	-	6,000	-
<b>New York Community Trust/Community Funds, Inc.</b> 909 Third Avenue New York, NY 10022 501 (c) 3 <i>One-year \$20,000 General Support grant            Approved in 2007</i>	-	20,000	-	20,000	-
<b>New York Community Trust/Community Funds, Inc.</b> 909 Third Avenue New York, NY 10022 501 (c) 3 <i>One-year \$4,500 General Support grant            Approved in 2007</i>	-	4,500	-	4,500	-

# Fiscal Year 2007

Recipient and Grant Info	Beginning Balance 2007	Newly Allocated 2007	Amended 2007	Amount Paid 2007	Ending Balance 2007
<b>Northern Manhattan Coalition for Immigrant Rights</b> 665 West 182nd Street New York, NY 10033 501 (c) 3 <i>One-year \$1,500 General Support grant</i> <i>Approved in 2007</i>	-	1,500	-	1,500	-
<b>Northern Piedmont Community Foundation</b> c/o Elizabeth Henrickson PO Box 182 Warrenton, VA 20188 501 (c) 3 <i>One-year \$10,000 General Support grant</i> <i>Approved in 2007</i>	-	10,000	-	10,000	-
<b>Planned Parenthood of Central North Carolina, Inc.</b> P.O. Box 3258 Chapel Hill, NC 27515-3258 <i>One-year \$2,000 General Support grant</i> <i>Approved in 2007</i>	-	2,000	-	2,000	-
<b>Rappahannock County Band Booster Association</b> c/o Matt Yonkey RCHS 12576 Lee Highway Washington, VA 22747 501 (c) 3 <i>One-year \$500 General Support grant</i> <i>Approved in 2007</i>	-	500	-	500	-

## Fiscal Year 2007

Recipient and Grant Info	Beginning Balance 2007	Newly Allocated 2007	Amended 2007	Amount Paid 2007	Ending Balance 2007
<b>The Rappahannock Non-Profit Center</b> PO Box 21 Sperryville, VA 22740 501 (c) 3 <i>One-year \$6,000 General Support grant            Approved in 2007</i>	-	6,000	-	6,000	-
<b>Search Ministries, Inc./Search Ministries Minnesota</b> 4010 West 65th Street Suite 209 Edina, MN 55435 501 (c) 3 <i>One-year \$2,000 General Support grant            Approved in 2007</i>	-	2,000	-	2,000	-
<b>Sustainable Long Island, Inc.</b> 45A Seaman Avenue Bethpage, NY 11714 501 (c) 3 <i>One-year \$2,500 General Support grant            Approved in 2007</i>	-	2,500	-	2,500	-
<b>Topaz Arts Inc.</b> PO Box 770150 55-03 39th Avenue Woodside, NY 11377 501 (c) 3 <i>One-year \$4,500 General Support grant            Approved in 2007</i>	-	4,500	-	4,500	-

# Fiscal Year 2007

Recipient and Grant Info	Beginning Balance 2007	Newly Allocated 2007	Amended 2007	Amount Paid 2007	Ending Balance 2007
<b>United Negro College Fund, Inc.</b> 8260 William Oaks Corporate Drive PO Box 10444 Fairfax, VA 22031-8004 501 (c) 3 <i>One-year \$1,000 General Support grant            Approved in 2007</i>	-	1,000	-	1,000	-
<b>University of North Carolina Press</b> 116 South Boundary Street Chapel Hill, NC 27514-3808 <i>One-year \$500 General Support grant            Approved in 2007</i>	-	500	-	500	-
<b>Upper Saranac Lake Foundation, Inc.</b> PO Box 564 Saranac, NY 12983 501 (c) 3 <i>One-year \$2,000 General Support grant            Approved in 2007</i>	-	2,000	-	2,000	-
<b>Urban Ventures Leadership Foundation</b> 3041 Fourth Avenue South Minneapolis, MN 55408 501 (c) 3 <i>One-year \$500 General Support grant            Approved in 2007</i>	-	500	-	500	-

# Fiscal Year 2007

Recipient and Grant Info	Beginning Balance 2007	Newly Allocated 2007	Amended 2007	Amount Paid 2007	Ending Balance 2007
<b>Virginia Organizing Project, Inc.</b> 703 Concord Avenue Charlottesville, VA 22903-5208 501 (c) 3 <i>One-year \$1,500 General Support grant            Approved in 2007</i>	-	1,500	-	1,500	-
<b>Young Life</b> 739 E 14th Street Minneapolis, MN 55304 501 (c) 3 <i>One-year \$500 General Support grant            Approved in 2007</i>	-	500	-	500	-
<b>The Young Life Campaign</b> Young Life Minneapolis South 175 Jackson Avenue North Suite 429 Hopkins, MN 55343 501 (c) 3 <i>One-year \$2,500 General Support grant            Approved in 2007</i>	-	2,500	-	2,500	-
<b>Youth Enterprises Foundation</b> 3530 East 28th Street Minneapolis, MN 55406 501 (c) 3 <i>One-year \$500 General Support grant            Approved in 2007</i>	-	500	-	500	-

Grand Total	First Nations (was negative 44) American Indian Eco. Dev. Fund Huron Ridge Comm.	\$ 4,530,000 <50,000> 35,000 25,000	\$ 11,254,295 50,000	(\$ 35,000) <35,000> <25,000>	\$ 6,922,795 6,922,795	\$ 8,826,500 8,826,500
(283 items)		4,154,000	11,304,295	<95,000>		

STMT #28

- If you are filing for an **Additional (Not Automatic) 3-Month Extension**, complete only **Part II** and check this box ☒

**Note.** Only complete Part II if you have already been granted an automatic 3-month extension on a previously filed Form 8868

- If you are filing for an **Automatic 3-Month Extension**, complete only **Part I** (on page 1).

**Part II Additional (Not Automatic) 3-Month Extension of Time.** You must file original and one copy.

Type or print File by the extended due date for filing the return. See instructions.	Name of Exempt Organization	Employer identification number
	THE F.B. HERON FOUNDATION	13-3647019
	Number, street, and room or suite no. If a P.O. box, see instructions. 100 BROADWAY, 17TH FLOOR	For IRS use only
	City, town or post office, state, and ZIP code. For a foreign address, see instructions. NEW YORK, NY 10005	

**Check type of return to be filed** (File a separate application for each return):

- ☐ Form 990    ☐ Form 990-EZ    ☐ Form 990-T (sec. 401(a) or 408(a) trust)    ☐ Form 1041-A    ☐ Form 5227    ☐ Form 8870  
☐ Form 990-BL    ☒ Form 990-PF    ☐ Form 990-T (trust other than above)    ☐ Form 4720    ☐ Form 6069

**STOP! Do not complete Part II if you were not already granted an automatic 3-month extension on a previously filed Form 8868.**



- The books are in the care of **SHARON KING**  
 Telephone No. **(212) 404-1800** FAX No. \_\_\_\_\_
- If the organization does not have an office or place of business in the United States, check this box ☐
- If this is for a Group Return, enter the organization's four digit Group Exemption Number (GEN) \_\_\_\_\_. If this is for the whole group, check this box ☐. If it is for part of the group, check this box ☐ and attach a list with the names and EINs of all members the extension is for.

- 4 I request an additional 3-month extension of time until **November 15, 2008.**
- 5 For calendar year **2007**, or other tax year beginning \_\_\_\_\_, and ending \_\_\_\_\_.
- 6 If this tax year is for less than 12 months, check reason: ☐ Initial return ☐ Final return ☐ Change in accounting period
- 7 State in detail why you need the extension  
**The organization has not yet received all of its investment K-1's so that it can file a complete and accurate return.**

8a If this application is for Form 990-BL, 990-PF, 990-T, 4720, or 6069, enter the tentative tax, less any nonrefundable credits. See instructions.	8a	\$	500,000.
b If this application is for Form 990-PF, 990-T, 4720, or 6069, enter any refundable credits and estimated tax payments made. Include any prior year overpayment allowed as a credit and any amount paid previously with Form 8868.	8b	\$	525,000.
c <b>Balance Due.</b> Subtract line 8b from line 8a. Include your payment with this form, or, if required, deposit with FTD coupon or, if required, by using EFTPS (Electronic Federal Tax Payment System). See instructions	8c	\$	0.

**Signature and Verification**

Under penalties of perjury, I declare that I have examined this form, including accompanying schedules and statements, and to the best of my knowledge and belief, it is true, correct, and complete, and that I am authorized to prepare this form

Signature  Title  Date **8/6/08**

Form 8868 (Rev 4-2008)